



**SHIRE OF MURWEH**

**MORVEN - CHARLEVILLE - AUGATHELLA**

# **Council Meeting**

**11 APRIL 2019**

Café in the Mulga opens & Cosmos Centre Foyer Revamp



MURWEH SHIRE COUNCIL MEETING  
TO BE HELD ON THURSDAY 11 APRIL 2019

1. Opening Prayer
2. Apologies
3. Confirmation of minutes – Ordinary Meeting 21 March 2019
4. Business arising from minutes
5. Correspondence for members' information
- 6. Councillors to advise on any declaration of personal interest relating to agenda items.**
- 7. Councillors to advise of any update or changes to their Register of Interests**
8. Chief Executive Officers Reports;
  - i. Finance
  - ii. HR/WH&S
  - iii. Tourism
  - iv. Library
  - v. Environment and Health
  - vi. Stock Routes
  - vii. Engineering
9. Correspondence for consideration
10. Closure

MINUTES OF AN ORDINARY MEETING  
OF THE MURWEH SHIRE COUNCIL  
HELD ON THURSDAY, 21 MARCH 2019 AT 9:00AM

---

<b>Present</b>	Mayor Annie Liston, Cr Peter Alexander, Cr Lyn Capewell, Cr Shaun Radnedge, Cr Robert Eckel, Chief Executive Officer Mr Neil Polglase, Director Corporate Services, Mr Ken Timms.	
<b>Opening Prayer</b>	Fr Peter Doohan delivered a prayer for the guidance of Council.	
<b>Minutes of Previous Meeting</b>	<b>Moved: Cr Capewell</b>	<b>Seconded: Cr Radnedge</b>
	"That the minutes of the ordinary council meeting held 14 February 2019 be taken as read, confirmed and signed as a correct record of proceedings."	
	<b><u>Carried</u></b>	
<b>Extension to Charleville Water Main Diamantina Development Road</b>	All agreements have been signed and the project is progressing.	
<b>Town Hall Fence</b>	The R.S.L. Club has been advised of the decision to leave the fence as it is.	
<b>Conflict of Interest</b>	No Councillor declared a conflict of interest for any agenda items.	
<b>Financial Report</b>	<b>Moved: Cr Alexander</b>	<b>Seconded: Cr Eckel</b>
	"That the Financial Report be received."	
	<b><u>Carried</u></b>	
<b>Airport Fees &amp; Charges 2019/2020</b>	<b>Moved: Cr Alexander</b>	<b>Seconded: Cr Radnedge</b>
	"That the airport fees and charges for 2019/2020 include a 2% increase."	
	<b><u>Carried</u></b>	
<b>Revenue Policy 2019/2020</b>	<b>Moved: Cr Capewell</b>	<b>Seconded: Cr Eckel</b>
	"That the Revenue Policy for 2019/2020 be adopted."	
	<b><u>Carried</u></b>	
<b>Corporate Staff Uniform Policy</b>	<b>Moved: Cr Capewell</b>	<b>Seconded: Cr Radnedge</b>
	"That Council adopt the Corporate Staff Uniform Policy HR-016 for employees."	
	<b><u>Carried</u></b>	

MINUTES OF AN ORDINARY MEETING  
OF THE MURWEH SHIRE COUNCIL  
HELD ON THURSDAY, 21 MARCH 2019 AT 9:00AM

---

<b>Human Resources Report</b>	<b>Moved: Cr Capewell</b> "That the Human Resources report be received."	<b>Seconded: Cr Alexander</b>  <b><u>Carried</u></b>
<b>Workplace Health &amp; Safety Report</b>	<b>Moved: Cr Eckel</b> "That the Workplace Health and Safety report be received."	<b>Seconded: Cr Capewell</b>  <b><u>Carried</u></b>
<b>Tourism Reports</b>	<b>Moved: Cr Capewell</b> "That the Tourism Section Reports be received."	<b>Seconded: Cr Eckel</b>  <b><u>Carried</u></b>
<b>Library Report</b>	<b>Moved: Cr Capewell</b> "That the report from the Libraries be received."	<b>Seconded: Cr Eckel</b>  <b><u>Carried</u></b>
<b>Meeting Adjourned</b>	The meeting adjourned for a morning tea break at 10:02am.	
<b>Meeting Resumed</b>	The meeting resumed at 10.25am.	
<b>Suspend Standing Orders</b>	<b>Moved: Cr Radnedge</b> "Those Standing Orders be suspended to receive a delegation from the Charleville Arts Gallery Inc. Karen Tully and Donna Reynolds."	<b>Seconded: Cr Alexander</b>  <b><u>Carried</u></b>
<b>Resume Normal Proceedings</b>	<b>Moved: Cr Capewell</b> "That Council resumes normal proceedings"	<b>Seconded: Cr Alexander</b>  <b><u>Carried</u></b>
<b>Attendance</b>	The Director of Health and Environment entered the meeting at 10.50am.	
<b>Health &amp; Environment Report</b>	<b>Moved: Cr Capewell</b> "That the report from the Health and Environment Department be received."	<b>Seconded: Cr Eckel</b>  <b><u>Carried</u></b>

MINUTES OF AN ORDINARY MEETING  
OF THE MURWEH SHIRE COUNCIL  
HELD ON THURSDAY, 21 MARCH 2019 AT 9:00AM

---

<b>Widening of Stock Route (Morven)</b>	<b>Moved: Cr Radnedge</b>	<b>Seconded: Cr Capewell</b>
	That Council agrees to the terms proposed (fencing and water point) so that the formal application to widen the stock route may be lodged.	
	<b><u>Carried</u></b>	
<b>Attendance</b>	The Director of Environment and Health Services exited the meeting at 10.55am.	
	The Director of Engineering entered the meeting at 10.55am.	
<b>Engineering Report</b>	<b>Moved: Cr Radnedge</b>	<b>Seconded: Cr Eckel</b>
	"That the report from Engineering Services be received."	
	<b><u>Carried</u></b>	
<b>Attendance</b>	The Asset Engineer entered the meeting at 11.06am.	
	The Asset Engineer exited the meeting at 11.10am.	
	The Director of Engineering exited the meeting at 11.17am.	
<b>CEO Annual Leave</b>	<b>Moved: Cr Radnedge</b>	<b>Seconded: Cr Eckel</b>
	"That the Director of Corporate Services, Mr. Kenneth Timms be appointed as the Acting Chief Executive Officer during the absence of the Chief Executive Officer whilst on annual leave for the period from 25th March, 2019 until 28th April, 2019."	
	<b><u>Carried</u></b>	
<b>Financial Assistance Grants</b>	<b>Moved: Cr Alexander</b>	<b>Seconded: Cr Radnedge</b>
	"That the Council in consultation with both the ALGA and LGAQ 2019 Federal Election advocacy campaign seeks the Federal government to restore the Financial Assistance Grants to at least 1% of Commonwealth taxation revenue."	
	<b><u>Carried</u></b>	
<b>Rental Commercial Premises - 80-82 Alfred Street, Charleville</b>	<b>Moved: Cr Eckel</b>	<b>Seconded: Cr Alexander</b>
	"That Council rent premises at 80-82 Alfred Street, Charleville to Made-In-Murweh under a general rental agreement with no fixed term for a weekly rental of \$60.00."	
	<b><u>Carried</u></b>	

MINUTES OF AN ORDINARY MEETING  
OF THE MURWEH SHIRE COUNCIL  
HELD ON THURSDAY, 21 MARCH 2019 AT 9:00AM

---

<b>Planetarium Fit Out</b>	<b>Moved: Cr Alexander</b>	<b>Seconded: Cr Radnedge</b>
	"That Council enlists Immersaview to undertake the fit out of projection unit/s, sound system and software for the Charleville Planetarium."	
	<b><u>Carried</u></b>	
<b>Application for Renewal of Special Lease</b>	<b>Moved: Cr Radnedge</b>	<b>Seconded: Cr Capewell</b>
	"That Council advise the Department of Natural Resources and Mines that it has no objections to the renewal of Special Lease 10/51711 over Lot 62 on Crown Plan OR245."	
	<b><u>Carried</u></b>	
<b>Enriching Outback Tourism - Experience the Brisbane Line</b>	<b>Moved: Cr Alexander</b>	<b>Seconded: Cr Eckel</b>
	"That Council calls tenders for the Design and Construction of a building to house the WW11 Interpretive Centre – Life on the Brisbane Line."	
	<b><u>Carried</u></b>	
<b>Close Meeting to the Public</b>	<b>Moved: Cr Capewell</b>	<b>Seconded: Cr Alexander</b>
	"Pursuant to section 275 of the Local Government Regulation 2012, that the meeting be closed to the public so that Councillors can discuss financial matters."	
	<b><u>Carried</u></b>	
<b>Resume Normal Proceedings</b>	<b>Moved: Cr Radnedge</b>	<b>Seconded: Cr Capewell</b>
	"That the meeting resumes normal proceedings."	
	<b><u>Carried</u></b>	
<b>Art Gallery Presentation</b>	<b>Moved: Cr Alexander</b>	<b>Seconded: Cr Capewell</b>
	"That the presentation from the Art Gallery Inc. be received."	
	<b><u>Carried</u></b>	
<b>Budget Process</b>	<b>Moved: Cr Alexander</b>	<b>Seconded: Cr Capewell</b>
	"That Council endorses the budget parameters and timetable 2019-2020."	
	<b><u>Carried</u></b>	
<b>Close Meeting</b>	There being no further business the Mayor declared the meeting closed at 11.35am.	
	Cr Annie Liston Mayor	



**Murweh Shire Council  
Monthly Financial Report  
Meeting 11<sup>th</sup> April 2019**

**Mayor and Councillors  
Murweh Shire Council  
CHARLEVILLE QLD 4470**

Councillors

**Highlights of this month's Financial Report include:**

**Revenue**

Total revenue of \$16.536M to 31 March 2019 represents 56% of the total budget of \$29.5M.

These statements are for 9 months of the financial year and generally would represent 75% of the overall budget.

There are some TMR and Flood claims which are due for payment. In addition to this Council is still waiting for the 2<sup>nd</sup> quarterly payment of the Financial Assistance Grants.

The 2<sup>nd</sup> Rate Levy for 2018/2019 is now overdue. There is proximately \$1.4M in arrears.

**Expenses**

Total expenditure of \$16.035M to 31 March 2019 represents 80% of the total budgeted expenditure of \$20.1M.

Some expenses are slightly over budget and these are being monitored by Management. Further some expenses should be realised as capital.

**Outcome**

There is currently a cash surplus of \$0.501M.

## Capital Works

See the Capital Funding Report 2018 – 19 for details of all projects.

1. Cash Position
2. Monthly Cash Flow Estimate
3. Comparative Data
4. Capital Funding – budget V's actual
5. Road Works – budget V's actual

### 1. Cash Position at 31 March 2019

<b>CASH AT BANK</b>					
Operating Account				\$184,339	
<b>SHORT TERM INVESTMENTS</b>					
National Bank of Australia			\$	-	
QTC Cash Fund				\$6,173,041	
				<u>\$ 6,357,380</u>	
The following items should be backed by cash and investments, plus any increases in the surplus of Debtors over Creditors.					
Cash backed <b>Current Liabilities</b> (AL, LSL, SL, RDO)				\$2,190,479	
				<u>\$ 2,190,479</u>	
Balance of recoverable <b>debtors</b> - estimated <b>creditors</b> :					
	(	\$359,212	-	\$333,889 )	\$ 25,323
Plus cash surplus	\$	6,357,380	-	\$ 2,190,479	\$ 4,166,901
<b>Working Capital</b>					<u>\$ 4,192,224</u>



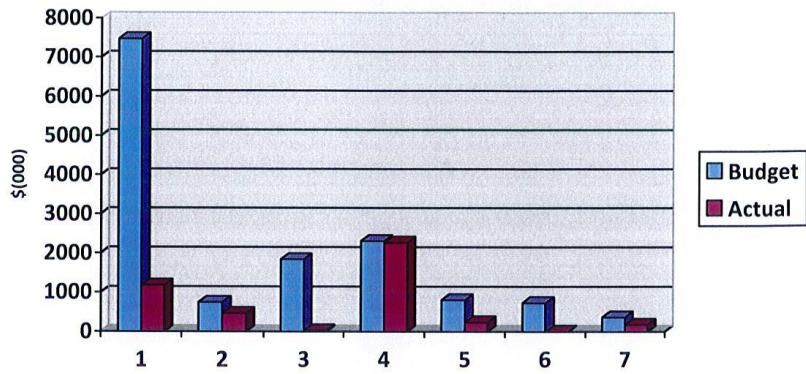
## 2. Monthly Cash Flow Estimate: April 2019

Receipts		Expenditure	
Rates	\$450,000	Payroll	\$800,000
Fees & Charges	\$6,000	Creditor Payments	\$1,250,000
Debtors	\$300,000	Loan Payments	\$85,000
Grants/Claims/Loan QTC	\$2,500,000	Lease Payments	\$4,000
<b>Total</b>	<b>\$3,256,000</b>	<b>Total</b>	<b>\$2,139,000</b>
Therefore cash is expected to increase by		\$1,117,000	in the period.

## 3. Comparative Data

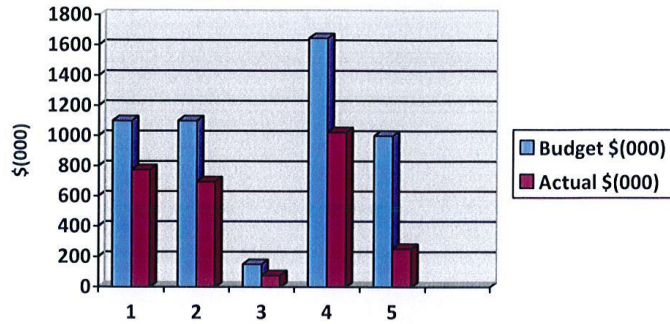
	March 2019	March 2018	March 2017
	\$000	\$000	\$000
Cash position	\$6,173	\$6,508	\$5,309
Working capital	\$4,192	\$4,522	\$4,002
Rate arrears	\$1,410	\$1,432	\$1,007
Outstanding debtors	\$359	\$383	\$1,118
Current creditors	\$334	\$66	\$136
Total loans	\$2,793	\$3,078	\$3,411

4. Capital Funding: Year to 31 March 2019



		Budget \$(000)	Actual \$(000)	% of Budget
	<b>Total Capital Funding</b>	<b>\$14,282</b>	<b>\$5,263</b>	36.85%
1	Buildings / Other Structures	\$7,474	\$1,677	22.44%
2	Plant & Equipment / Furniture & Fittings	\$750	\$774	103.20%
3	Charleville Airport Upgrade	\$1,840	\$33	1.79%
4	Road Infrastructure	\$2,310	\$2,292	99.22%
5	Water & Sewerage Infrastructure	\$805	\$306	38.01%
6	Office Equip	\$735	\$0	0.00%
7	QTC - Loan Redemption	\$368	\$181	49.18%

### 5. Road Works Expenditure: Year to 31 March 2019



		Budget \$(000)	Expended YTD Actual \$(000)	% of Budget Expended
	<b>Total Road Expenditure</b>	\$4,995	\$3,396	68%
<b>1</b>	<b>Rural Roads</b>	\$1,100	\$907	82%
<b>2</b>	<b>Town Streets</b>	\$1,100	\$786	71%
<b>3</b>	<b>Private Works</b>	\$150	\$83	55%
<b>4</b>	<b>RMPC Works</b>	\$1,645	\$1,272	77%
<b>5</b>	<b>Flood Damage</b>	\$1,000	\$348	35%
<b>6</b>	<b>Other</b>			

### 6. ATTACHMENTS

- Capital Funding Detail
- Rate Arrears Summary
- Revenue & Expenditure Summary
- Balance Sheet

**Capital Expenditure** as at 31 March 2019

Projects		Funding Sources										
Asset Class/GL Number	Asset Category/Class	Project Description	Actual to date	% of budget	Budgeted Project Costs	Grants (R2R, other Federal)	Grants/Contribution (TIDS, other State,	Work for Qld	Other Contribution	Reserves	General Revenue (budget amt less external funding)	Asset Class*
Airport	8000-3550-0	Runway Resheet			\$300,000						\$300,000	Airport Infrastructure
<b>242-4000-0</b>	8000-3501-0	RFDS Apron Lighting			\$40,000				\$10,000		\$30,000	Airport Infrastructure
	8000-3600-0	Airport Furniture	\$33,029		\$0							
	8000-1751-0	Fencing, runway linemarking, installation of screening equipment			\$1,500,000	\$1,500,000					\$0	Airport Infrastructure
	<b>Sub total</b>		<b>\$33,029</b>	<b>1.80%</b>	<b>\$1,840,000</b>	<b>\$1,500,000</b>	<b>\$0</b>	<b>\$0</b>	<b>\$10,000</b>	<b>\$0</b>	<b>\$330,000</b>	
Land	8000-0070	Industrial Estate Infrastructure (Drought Comm)	\$18,178	3.64%	\$500,000	\$500,000					\$0	Land development
<b>589-4000</b>	<b>Sub total</b>		<b>\$18,178</b>	<b>3.64%</b>	<b>\$500,000</b>	<b>\$500,000</b>	<b>\$0</b>	<b>\$0</b>	<b>\$0</b>	<b>\$0</b>	<b>\$0</b>	
Buildings	8000-1760-0	Community housing (\$440K 2017-18)	\$251,604	100.24%	\$251,000						\$251,000	Buildings
<b>360-4000-0</b>	8000-1899-0	Tiles Morven			\$5,000						\$5,000	Buildings
	8000-1900-0	Upgrade to toilets at depot			\$50,000						\$50,000	Buildings
	8000-1898-0	W4Qld 2017/18 - Planetarium at Cosmos			\$185,713			\$185,713			\$0	Buildings
	8000-1750	Arts & Craft Centre	\$6,028		\$0							
	8000-1885-0	Planetarium at Cosmos (BoR)	\$479,331	75.49%	\$635,000		\$500,000				\$135,000	Buildings
	8000-1768-0	W4Qld 2017/18 - Tourism Information Centre	\$3,922	4.41%	\$88,880			\$88,880			\$0	Buildings
	8000-1895-0	W4Qld 2017/18 - Augathella Town Hall upgrade	\$107,170	71.96%	\$148,920			\$148,920			\$0	Buildings
	8000-1896-0	Drought Communities Augathella Projects \$125K for clearing & \$125K for Smiley Museum			\$250,000	\$250,000					\$0	Buildings
	8000-1890-0	Drought Comm - New VIC Morven	\$112,154	44.86%	\$250,000	\$250,000					\$0	Buildings
	8000-1747-0	Community housing projects	\$12,534	25.07%	\$50,000						\$50,000	Buildings
	8000-1896-0	Tiles at racecourse toilet	\$4,709	31.39%	\$15,000						\$15,000	Buildings
	8000-1897-0	Erect shed at depot	\$11,938	47.75%	\$25,000						\$25,000	Buildings
	<b>Sub total</b>		<b>\$989,390</b>	<b>50.62%</b>	<b>\$1,954,513</b>	<b>\$500,000</b>	<b>\$500,000</b>	<b>\$423,513</b>	<b>\$0</b>	<b>\$0</b>	<b>\$531,000</b>	
Other Structures	8000-1892-0	Morven Rail Hub	\$60,890	1.46%	\$4,181,157	\$4,181,157					\$0	Other Structures
<b>370-4000-0</b>	8000-1781-0	WWII Tourism project	\$291	0.88%	\$33,000						\$33,000	Other Structures
	8000-2357-0	Lighting Netball court			\$20,000						\$20,000	Other Structures
	8000-2358-0	Charleville Pool - Expansion Joints			\$10,000						\$10,000	Other Structures
	8000-2359-0	Charleville Pool - Painting	\$63,000	105.00%	\$60,000						\$60,000	Other Structures
	8000-2350-0	W4Qld 2017/18 - Shire Parks Landscaping	\$163,772	65.15%	\$251,375			\$251,375			\$0	Other Structures
	8000-2351-0	W4Qld 2017/18 - Shire Parks Streetscape	\$162,454	88.09%	\$184,413			\$184,413			\$0	Other Structures
	8000-2355-0	W4Qld 2017/18- Half pipe skate park	\$31,109	31.11%	\$100,000			\$100,000			\$0	Other Structures
	8000-2360	Swimming pool equipment	\$17,631									
	8000-2361	Nebine Tennis Court Refurbishment	\$50,110									
	8000-1772-0	Painting Mural Tower	\$380	0.76%	\$50,000				\$15,000		\$35,000	Other Structures

	8000-2352-0	W4Qld 2017/18 - Town Entrance Augathella	\$26,060	74.46%	\$35,000			\$35,000			\$0	Other Structures
	8000-2353-0	W4Qld 2017/18 - Town Entrance Morven	\$27,892	79.69%	\$35,000			\$35,000			\$0	Other Structures
	8000-2354-0	W4Qld 2017/18 - Town Entrance Charleville	\$74,595	124.33%	\$60,000			\$60,000			\$0	Other Structures
	<b>Sub total</b>		<b>\$678,184</b>	<b>13.51%</b>	<b>\$5,019,945</b>	<b>\$4,181,157</b>	<b>\$0</b>	<b>\$665,788</b>	<b>\$15,000</b>	<b>\$0</b>	<b>\$158,000</b>	
Plant replace	8000-1200-0	Heavy and Light Plant	\$773,700	103.16%	\$750,000						\$750,000	Plant & Equipment
<b>445-4000-0</b>	<b>Sub total</b>		<b>\$773,700</b>	<b>103.16%</b>	<b>\$750,000</b>	<b>\$0</b>	<b>\$0</b>	<b>\$0</b>	<b>\$0</b>	<b>\$0</b>	<b>\$750,000</b>	
Roads	8000-2301-0	Footpaths Annual allocation	\$74,061	49.37%	\$150,000						\$150,000	Roads Infrastructure
<b>525-4000-0</b>	8000-2302-0	Kerb & Channel Annual allocation	\$113,175	113.18%	\$100,000						\$100,000	Roads Infrastructure
	8000-3014-0	R2R/TIDS Killarney 54.7-58.1	\$2,867									
	8000-3015	R2R/TIDS Mt Tabor 40.14-43.34	\$0									
	8000-3026	Adavale Rd 61.75-66.75	\$14,779									
	8000-3042-0	R2R/TIDS Adavale Rd 51.6-60.4	\$977,307	101.80%	\$960,000	\$480,000	\$480,000				\$0	Roads Infrastructure
	8001-3042-0	R2R/TIDS Adavale Rd 60.4-62.82	\$261,605									
	8000-3040-0	R2R/TIDS Killarney Rd 58.1-64.66	\$825,525	95.99%	\$860,000	\$430,000	\$430,000				\$0	Roads Infrastructure
	8000-3041-0	R2R/TIDS Biddenham Rd 34.28-36.75	\$22,892		\$240,000	\$240,000	\$0				\$0	Roads Infrastructure
	<b>Sub total</b>		<b>\$2,292,211</b>	<b>99.23%</b>	<b>\$2,310,000</b>	<b>\$1,150,000</b>	<b>\$910,000</b>	<b>\$0</b>	<b>\$0</b>	<b>\$0</b>	<b>\$250,000</b>	
Water	8000-5252-0	Water Mains Augathella	\$86,967	86.97%	\$100,000						\$100,000	Water
<b>555-4000-0</b>	8000-5260-0	Water Mains Morven	\$40,950		\$100,000						\$100,000	Water
	8000-5255-0	Pump Shed Airport C'ville	\$9,627	0.00%	\$0							
	8000-5253-0	PS 3 new switch board	\$9,624	0.00%	\$0							
	8000-5254-0	Water Mains Charleville	\$92,537	61.69%	\$150,000						\$150,000	Water
	8000-5270-0	Water Mains Jupp Street	\$4,404	0.00%	\$0							
	8000-5200-0	W4Qld 2017/18 - Water infrastructure Installation (Bore)			\$200,000			\$200,000			\$0	Water
	<b>Sub total</b>		<b>\$244,109</b>	<b>44.38%</b>	<b>\$550,000</b>	<b>\$0</b>	<b>\$0</b>	<b>\$200,000</b>	<b>\$0</b>	<b>\$0</b>	<b>\$350,000</b>	
Sewerage	8000-5300-4300	Sewerage Augathella			\$50,000						\$50,000	Sewerage
<b>585-4000-0</b>	8000-5300-4400	Sewerage Charleville	\$25,125		\$150,000						\$150,000	Sewerage
	8000-5300-4200	UV disinfection - Augathella	\$37,030		\$45,000						\$45,000	Sewerage
	8000-5300-4100	STP Generator - Charleville			\$10,000						\$10,000	Sewerage
	<b>Sub total</b>		<b>\$62,155</b>	<b>24.37%</b>	<b>\$255,000</b>	<b>\$0</b>	<b>\$0</b>	<b>\$0</b>	<b>\$0</b>	<b>\$0</b>	<b>\$255,000</b>	
Office Equip	8000-1783-0	New servers			\$70,000						\$70,000	Office equipment
<b>597-4000-0</b>	8000-1774-0	Communications			\$90,000						\$90,000	Office equipment
	8000-1782-0	Desktop PC's			\$15,000						\$15,000	Office equipment
	8000-1784-0	Hardware			\$30,000						\$30,000	Office equipment
	8000-1786-0	LG Subsidy - Wireless			\$500,000	\$300,000					\$200,000	Office equipment
	8000-1787-0	Telescope Cosmos			\$30,000						\$30,000	Office equipment
	<b>Sub total</b>		<b>\$0</b>	<b>0.00%</b>	<b>\$735,000</b>	<b>\$0</b>	<b>\$300,000</b>	<b>\$0</b>	<b>\$0</b>	<b>\$0</b>	<b>\$435,000</b>	
	<b>Total Capital</b>		<b>\$705,293</b>	<b>5.07%</b>	<b>\$13,914,458</b>	<b>\$7,831,157</b>	<b>\$1,710,000</b>	<b>\$1,289,301</b>	<b>\$25,000</b>	<b>\$0</b>	<b>\$3,059,000</b>	
Int & Redemp		Current Loans Payments	\$181,000		\$368,028							
<b>640/672-5000</b>	<b>Sub total</b>		<b>\$181,000</b>	<b>49.18%</b>	<b>\$368,028</b>							
<b>GRAND TOTAL</b>			<b>\$5,271,956</b>	<b>36.91%</b>	<b>\$14,282,486</b>	<b>\$7,831,157</b>	<b>\$1,710,000</b>	<b>\$1,289,301</b>	<b>\$25,000</b>	<b>\$0</b>	<b>\$3,059,000</b>	

**Properties in arrears for 3 years or greater as at April 2019**

Property Address	Property Type	Lot/Plan	Area	Total Outstanding January 2019	Update at 1 April 2019
108-110 Nelson Street Augathella	Dwelling	Lot 41 on A2374	2023 m2	\$ 8,453.96	\$ 10,106.00
104-106 Hill Street Augathella	Dwelling	Lot 2 on A23718	2023 m2	\$ 5,929.64	\$ 7,618.41
18 Annie Street Augathella	Dwelling	Lot 1 on RP65242	607 m2	\$ 8,759.73	\$ 9,919.91
41 Galatea Street Charleville	Dwelling	Lot 2 on RP47101	759 m2	\$ 10,626.49	\$ 12,371.23
52 Galatea Street Charleville	Dwelling	Lot 4 on RP53823	850 m2	\$ 10,917.42	\$ 12,710.78
48 Galatea Street Charleville	Dwelling	Lot 2 on RP53823	1343 m2	\$ 10,791.01	\$ 12,605.56
15 Edward Street Charleville	Dwelling	Lot 1 on RP174449	609 m2	\$ 10,439.35	\$ 12,158.23
53 Edward Street Charleville	Flats x 5	Lot 36 on C1405	2023 m2	\$ 36,958.45	\$ 41,826.09
100 Edward Street Charleville	Dwelling	Lot 1 on RP71775	1677 m2	\$ 11,461.33	\$ 13,218.97
79 Parry Street Charleville	Vacant Land	Lot 4 on RP53258	1012 m2	\$ 3,253.10	\$ 4,283.99
4 Parry Street Charleville	Dwelling	Lot 1 on RP91695	979 m2	\$ 9,034.68	PAID
99 King Street Charleville	Dwelling	Lot 2 on RP116296	612 m2	\$ 8,734.07	\$ 10,347.83
79 Wills Street Charleville	Service Station	Lots 3 & 4 on RP66451	1333 m2	\$ 21,479.27	PAID
82 Cobb Street Charleville	Dwelling	Lot 21 on C14052	617 m2	\$ 9,034.68	\$ 10,780.49
30 Murweh Drive Charleville	Vacant / shed	Lot 4 on SP203538	1.781 ha	\$ 4,943.92	\$ 2,722.46
			<b>Total</b>	<b>\$ 170,817.10</b>	<b>\$ 160,669.95</b>

(Accounts: 0100-0001-0000 to 5490-2000-0000. All report groups. 75% of year elapsed. To Level 4. Excludes committed costs)

MURWEH SHIRE COUNCIL (Budget for full year)

Financial Year Ending 2019

Printed (KENT): 01-04-2019 11:09:10 AM

		REVENUE		EXPENDITURE		SURPLUS/ (DEFICIENCY)	
		31 Mar 2019	Budget	31 Mar 2019	Budget	31 Mar 2019	Budget
1000-0001	EXECUTIVE MANAGEMENT						
1100-0002	CORP GOVERNANCE SUB PROGRAM	0.00	0	273,627.84	60%	458,709	(273,627.84) 60%
1200-0002	SPECIAL OPERATIONS SUB PROGRAM	0.00	0	9,841.86	77%	12,848	(9,841.86) 77%
1300-0002	DISASTER MANAGEMENT SUB PROGRAM	17,103.24	22,425	36,568.64	48%	76,870	(19,465.40) 36%
1500-0002	HUMAN RESOURCES SUB PROGRAM	0.00	1,000	113,204.64	72%	157,530	(113,204.64) 72%
1000-0001	EXECUTIVE MANAGEMENT	17,103.24	23,425	433,242.98	61%	705,957	(416,139.74) 61%
2000-0001	CORPORATE SERVICES						
2100-0002	REVENUE SUB PROGRAM	5,600,207.99	8,820,917	0.00	0%	0	5,600,207.99 63%
2200-0002	STORES OPERATION SUB PROGRAM	0.00	0	45,176.75	45%	101,000	(45,176.75) 45%
2300-0002	ADMINISTRATION SUB PROGRAM	58,500.00	58,500	1,848,408.06	78%	2,382,111	(1,789,908.06) 77%
2400-0002	FINANCE SUB PROGRAM	0.00	0	23,916.15	76%	31,674	(23,916.15) 76%
2500-0002	ONCOSTS SUB PROGRAM	0.00	0	247,995.19	<99%	(2,000)	(247,995.19) <99%
2600-0002	LIBRARY SUB PROGRAM	12,120.59	7,000	184,403.33	69%	265,500	(172,282.74) 67%
2700-0002	AERODROMES SUB PROGRAM	276,170.30	354,000	725,142.72	94%	770,670	(448,972.42) 108%
2800-0002	AREA PROMOTION/DEVT SUB PRO						
2800-0003	ECONOMIC DEVELOPMENT	1,679,104.89	8,927,646	298,230.73	79%	379,138	1,380,874.16 16%
2805-0003	COUNCIL HOUSING	0.00	0	71,532.54	74%	96,500	(71,532.54) 74%
2815-0003	CULTURAL DEVELOPMENT	25,000.00	25,000	115,143.56	64%	180,000	(90,143.56) 58%
2820-0003	TOURISM & PROMOTION						
2855-0004	COSMOS CENTRE	306,169.63	472,000	927,886.78	83%	1,123,246	(621,717.15) 95%
2820-0003	TOURISM & PROMOTION	306,169.63	472,000	927,886.78	83%	1,123,246	(621,717.15) 95%
2880-0003	LAND FOR RESALE	0.00	0	14,482.01	80%	18,002	(14,482.01) 80%
2800-0002	AREA PROMOTION/DEVT SUB PRO	2,010,274.52	9,424,646	1,427,275.62	79%	1,796,886	582,998.90 8%
2000-0001	CORPORATE SERVICES	7,957,273.40	18,665,063	4,502,317.82	84%	5,345,841	3,454,955.58 26%
3200-0001	HEALTH/ENVIRONMENTAL SERVICES						
3200-0002	SPORT, REC & COMMUNITY FACILITIES						
3200-0003	SPORTS & RECREATION FACILITIES						
3200-0004	PARKS GARDENS & RESERVES	0.00	0	891,674.52	83%	1,070,200	(891,674.52) 83%
3220-0004	RACECOURSE	24,671.11	35,000	100,930.63	56%	180,000	(76,259.52) 53%
3240-0004	SWIMMING POOLS	0.00	0	197,519.61	56%	355,200	(197,519.61) 56%
3200-0003	SPORTS & RECREATION FACILITIES	24,671.11	35,000	1,190,124.76	74%	1,605,400	(1,165,453.65) 74%

(Accounts: 0100-0001-0000 to 5490-2000-0000. All report groups. 75% of year elapsed. To Level 4. Excludes committed costs)

MURWEH SHIRE COUNCIL (Budget for full year)

Financial Year Ending 2019

Printed(KENT): 01-04-2019 11:09:10 AM

		REVENUE		EXPENDITURE		SURPLUS/ (DEFICIENCY)	
		31 Mar 2019	Budget	31 Mar 2019	Budget	31 Mar 2019	Budget
3260-0003	COMMUNITY FACILITIES						
3260-0004	TELEVISION	0.00	500	18,969.77	30,000	(18,969.77)	(29,500)
3270-0004	HALLS & CENTRES	25,707.52	24,500	206,392.94	235,900	(180,685.42)	(211,400)
3280-0004	SHOWGROUNDS	16,686.38	26,000	151,834.83	256,000	(135,148.45)	(230,000)
3290-0004	CEMETERIES & MEMORIALS	35,050.33	35,000	102,975.44	110,000	(67,925.11)	(75,000)
3320-0004	PUBLIC CONVENIENCES	0.00	0	107,456.38	152,900	(107,456.38)	(152,900)
3330-0004	AGED CARE	58,385.06	110,000	118,390.20	140,600	(60,005.14)	(30,600)
3260-0003	COMMUNITY FACILITIES	135,829.29	196,000	706,019.56	925,400	(570,190.27)	(729,400)
3200-0002	SPORT, REC & COMMUNITY FACILITIES	160,500.40	231,000	1,896,144.32	2,530,800	(1,735,643.92)	(2,299,800)
3400-0002	ENVIRONMENTAL SUB PROGRAM						
3410-0003	COMMUNITY HEALTH	16,974.26	11,500	44,965.87	84,200	(27,991.61)	(72,700)
3435-0003	ANIMAL CONTROL	54,876.03	49,500	193,568.63	234,500	(138,692.60)	(185,000)
3460-0003	RESERVES	0.00	0	118,112.18	147,500	(118,112.18)	(147,500)
3475-0003	STOCK ROUTES	0.00	1,000	203,548.50	360,600	(203,548.50)	(359,600)
3400-0002	ENVIRONMENTAL SUB PROGRAM	71,850.29	62,000	560,195.18	826,800	(488,344.89)	(764,800)
3500-0002	REFUSE MANAGEMENT SUB PROGRAM						
3500-0004	CHARLEVILLE REFUSE MANAGEMENT	511,522.83	492,255	345,759.96	473,352	165,762.87	18,903
3540-0004	MORVEN REFUSE MANAGEMENT	22,469.06	22,063	20,982.70	44,405	1,486.36	(22,342)
3570-0004	AUGATHELLA REFUSE MANAGEMENT	50,062.83	49,406	13,235.21	25,400	36,827.62	24,006
3500-0002	REFUSE MANAGEMENT SUB PROGRAM	584,054.72	563,724	379,977.87	543,157	204,076.85	20,567
3200-0001	HEALTH/ENVIRONMENTAL SERVICES	816,405.41	856,724	2,836,317.37	3,900,757	(2,019,911.96)	(3,044,033)
4000-0001	ENGINEERING SERVICES						
4100-0002	ENGINEERING OFFICE SUB PROGRAM	0.00	0	2,789,724.21	3,498,580	(2,789,724.21)	(3,498,580)
4200-0002	BUILDING & PLANNING SUB PROGRAM	15,969.00	25,000	84,663.38	71,000	(68,694.38)	(46,000)
4300-0002	PLANT OPERATIONS SUB PROGRAM	51,144.23	95,000	(144,891.84)	(600,800)	196,036.07	695,800
4400-0002	PRIVATE WORKS ACTIVITIES	2,804,684.86	4,140,401	1,776,582.80	2,350,000	1,028,102.06	1,790,401
4500-0002	OTHER ROAD ACTIVITIES SUB PROGRAM	2,266,560.22	3,433,678	2,202,982.34	3,136,489	63,577.88	297,189
4000-0001	ENGINEERING SERVICES	5,138,358.31	7,694,079	6,709,060.89	8,455,269	(1,570,702.58)	(761,190)
5100-0001	WATER & SEWERAGE SERVICES						
5100-0002	WATER SUPPLY ACTIVITIES SUB PROGRAM						
5100-0003	CHARLEVILLE WATER	1,416,351.96	1,337,372	460,600.78	618,080	955,751.18	719,292
5200-0003	MORVEN WATER	92,817.82	89,746	92,615.69	102,000	202.13	(12,254)



(Accounts: 0100-0001-0000 to 5490-2000-0000. All report groups. 75% of year elapsed. To Level 4. Excludes committed costs)

MURWEH SHIRE COUNCIL (Budget for full year)

Financial Year Ending 2019

Printed (RPT): 01-04-2019 11:09:10 AM

	REVENUE			EXPENDITURE			SURPLUS/(DEFICIENCY)		
	31 Mar 2019		Budget	31 Mar 2019		Budget	31 Mar 2019		Budget
5300-0003 AUGATHELLA WATER	197,326.00	115%	171,214	101,307.60	61%	166,075	96,018.40	>999%	5,139
5390-0003 WATER DEPRECIATION	0.00	0%	0	360,200.55	177%	203,300	(360,200.55)	177%	(203,300)
5100-0002 WATER SUPPLY ACTIVITIES SUB PROGRAM	1,706,495.78	107%	1,598,332	1,014,724.62	93%	1,089,455	691,771.16	136%	508,877
5400-0002 SEWERAGE ACTIVITIES SUB PROGRAM									
5400-0003 CHARLEVILLE SEWERAGE	823,402.84	102%	806,416	242,498.99	58%	420,000	580,903.85	150%	386,416
5450-0003 AUGATHELLA SEWERAGE	77,074.40	101%	76,212	37,985.72	95%	40,000	39,088.68	108%	36,212
5490-0003 SEWERAGE DEPRECIATION	0.00	0%	0	258,563.12	129%	200,300	(258,563.12)	129%	(200,300)
5400-0002 SEWERAGE ACTIVITIES SUB PROGRAM	900,477.24	102%	882,628	539,047.83	82%	660,300	361,429.41	163%	222,328
5100-0001 WATER & SEWERAGE SERVICES	2,606,973.02	105%	2,480,960	1,553,772.45	89%	1,749,755	1,053,200.57	144%	731,205
TOTAL REVENUE AND EXPENDITURE	16,536,113.38	56%	29,720,251	16,034,711.51	80%	20,157,579	501,401.87	5%	9,562,672

	OPENING BALANCE	YEAR TO DATE 31 Mar 2019	%	BUDGET	CURRENT BALANCE 31 Mar 2019	%	BUDGET	
<b>CURRENT ASSETS</b>								
=====								
0100-0001	<b>CURRENT ASSETS</b>							
0105-3000	Cash at Bank - General Account	429,847.86	(245,509.21)	-105%	233,537	184,338.65	28%	663,385
0110-3000	Cash on Hand	1,570.00	1,247.16	---	0	2,817.16	179%	1,570
0115-3000	QTC - Cash Investments	6,773,518.85	(600,477.46)	---	0	6,173,041.39	91%	6,773,519
0116-3000	NAB - Term Deposits	0.00	0.00	0%	0	0.00	0%	0
0117-3000	Cash: Cosmos Centre Float	400.00	0.00	0%	0	400.00	100%	400
0120-3000	Accounts Receivable - Rates	774,676.89	635,786.34	---	0	1,410,463.23	182%	774,677
0121-3000	Acct Rec - Rates EOY Receipts	259,534.64	0.00	0%	0	259,534.64	---	0
0127-3000	Provision for Doubtful Rates	0.00	0.00	0%	0	0.00	0%	0
0130-3000	Stores and Materials	210,155.81	20,735.94	---	0	230,891.75	110%	210,156
0132-3000	Inventory - Cosmos Centre	37,155.55	0.00	0%	0	37,155.55	120%	30,876
0140-3000	Prepaid Expenses	75,297.12	(75,297.12)	---	0	0.00	0%	76,209
0147-3000	Accrued Revenue - General	956,798.72	(956,798.72)	---	0	0.00	0%	0
0150-3000	Workers Compensation Receivable	33,830.86	(605.41)	---	0	33,225.45	87%	38,262
0155-3000	Accounts Receivable - Debtors	2,369,273.56	(2,010,061.28)	---	0	359,212.28	15%	2,369,274
0156-3000	Accts Rec - Debtors EOY Receipts	(125,000.00)	125,000.00	---	0	0.00	0%	0
0160-3000	Provision for Doubtful Debts	0.00	0.00	0%	0	0.00	0%	0
0165-3000	GST Receivable/Suspense	(69,244.97)	168,173.83	---	0	98,928.86	-143%	(69,245)
0170-3000	Residential Land for Resale	0.00	0.00	0%	0	0.00	0%	0
0100-0001	<b>CURRENT ASSETS TOTAL</b>	<b>11,727,814.89</b>	<b>(2,937,805.93)</b>	<b>&lt;999%</b>	<b>233,537</b>	<b>8,790,008.96</b>	<b>81%</b>	<b>10,869,083</b>
	<b>TOTAL CURRENT ASSETS</b>	<b>11,727,814.89</b>	<b>(2,937,805.93)</b>	<b>&lt;999%</b>	<b>233,537</b>	<b>8,790,008.96</b>	<b>81%</b>	<b>10,869,083</b>

(Accounts: 0100-0001-0000 to 5490-2000-0000. All report groups. 75% of year elapsed. To Details. Excludes committed costs)  
 MURWEH SHIRE COUNCIL (Budget for full year) Financial Year Ending 2019 Printed(KENT): 01-04-2019 11:09:26 AM

		OPENING	YEAR TO DATE		CURRENT BALANCE		
		BALANCE	31 Mar 2019		BUDGET	31 Mar 2019	BUDGET
NON-CURRENT ASSETS							
=====							
0200-0001	NON-CURRENT ASSETS						
0200-4000	Land at Cost	0.00	0.00	0%	0	0.00	0
0205-4000	Land for Resale	0.00	0.00	0%	0	0.00	0
0210-4000	Land at Valuation	3,438,638.30	0.00	0%	0	3,438,638.30	62% 5,544,000
0211-4000	Land Improvements at Valuation	0.00	0.00	0%	0	0.00	0
0215-4000	Land Clearing Account	71,697.01	0.00	0%	0	71,697.01	30% 240,335
0217-4000	WIP - Land Improvements	3,536.27	0.00	0%	0	3,536.27	100% 3,536
0221-4000	Aerodrome Landing Strip at Cost	0.00	0.00	0%	0	0.00	0
0231-4000	Aerodrome Landing Strip at Valuation	13,819,360.07	0.00	0%	0	13,819,360.07	135% 10,205,033
0241-4000	Accum Depn - Aerodrome Landing Strip	(3,891,976.39)	(239,425.04)	73%	(329,700)	(4,131,401.43)	183% (2,253,845)
0242-4000	WIP - Aerodrome Upgrade	0.00	33,029.38	2%	1,861,000	33,029.38	1% 2,274,504
0300-4000	Buildings at Cost	4,837,932.53	0.00	0%	0	4,837,932.53	116% 4,178,213
0310-4000	Buildings at Valuation	56,028,887.33	0.00	0%	0	56,028,887.33	109% 51,544,674
0320-4000	Accum Depn - Buildings	(20,436,932.02)	(720,862.94)	134%	(539,270)	(21,157,794.96)	187% (11,285,447)
0330-4000	Other Structures at Cost	166,800.55	0.00	0%	0	166,800.55	633% 26,367
0340-4000	Other Structures at Valuation	8,159,113.88	0.00	0%	0	8,159,113.88	101% 8,051,460
0350-4000	Accum Depn - Other Structures	(2,528,843.41)	(159,277.53)	105%	(151,567)	(2,688,120.94)	109% (2,458,259)
0360-4000	WIP - Buildings	664,243.66	981,191.77	52%	1,877,058	1,645,435.43	65% 2,546,533
0370-4000	WIP - Other Structures	487,771.25	678,184.30	14%	4,973,588	1,165,955.55	20% 5,721,324
0380-4000	Parks at Cost	410,026.18	0.00	0%	0	410,026.18	---
0381-4000	Accum Depn - Parks	(377,867.17)	(49,610.18)	14%	(365,200)	(427,477.35)	60% (707,231)
0382-4000	WIP - Parks	0.00	0.00	0%	0	0.00	0
0383-4000	Parks at Valuation	1,937,651.00	0.00	0%	0	1,937,651.00	110% 1,768,771
0400-4000	Equipment	1,745,950.49	(76,856.00)	---	0	1,669,094.49	96% 1,745,950
0410-4000	Accum Depn - Equipment	(1,115,811.05)	(16,993.93)	65%	(26,200)	(1,132,804.98)	99% (1,141,474)
0411-4000	Plant	12,038,216.25	508,060.88	---	0	12,546,277.13	101% 12,394,479
0415-4000	Accum Depreciation - Plant	(6,049,079.23)	(47,674.93)	7%	(712,200)	(6,096,754.16)	85% (7,191,030)
0420-4000	Furniture and Fittings	2,112,888.28	0.00	0%	0	2,112,888.28	100% 2,112,888
0430-4000	Accum Depn - Furniture and Fittings	(2,630,872.15)	75,840.62	-388%	(19,560)	(2,555,031.53)	96% (2,650,432)
0445-4000	Plant Clearing Account	740,756.18	(548,156.21)	-73%	750,000	192,599.97	20% 941,993
0500-4000	Road Infrastructure at Cost	0.00	0.00	0%	0	0.00	0
0510-4000	Road Infrastructure at Valuation	324,540,794.13	0.00	0%	0	324,540,794.13	142% 228,870,632
0520-4000	Accum Depn - Road Infrastructure	(54,284,440.61)	(2,234,986.62)	82%	(2,729,830)	(56,519,427.23)	140% (40,371,263)
0525-4000	WIP - Road Infrastructure	107,508.80	2,292,211.29	89%	2,562,257	2,399,720.09	31% 7,673,220
0530-4000	Water Infrastructure at Cost	0.00	0.00	0%	0	0.00	0
0540-4000	Water Infrastructure at Valuation	27,951,158.64	0.00	0%	0	27,951,158.64	146% 19,180,926
0550-4000	Accum Depn - Water Infrastructure	(12,175,613.46)	(360,200.55)	177%	(203,300)	(12,535,814.01)	182% (6,899,677)
0555-4000	WIP - Water Infrastructure	87,384.02	244,108.72	44%	560,000	331,492.74	25% 1,330,687
0560-4000	Sewerage Infrastructure at Cost	0.00	0.00	0%	0	0.00	0
0570-4000	Sewerage Infrastructure at Valuation	23,537,285.63	0.00	0%	0	23,537,285.63	111% 21,255,545
0580-4000	Accum Depn - Sewerage Infrastructure	(11,955,532.05)	(258,563.12)	129%	(200,300)	(12,214,095.17)	196% (6,218,420)
0585-4000	WIP - Sewerage Infrastructure	0.00	62,155.00	24%	255,000	62,155.00	16% 386,633

(Accounts: 0100-0001-0000 to 5490-2000-0000. All report groups. 75% of year elapsed. To Details. Excludes committed costs)  
 MURWEH SHIRE COUNCIL (Budget for full year) Financial Year Ending 2019 Printed(KENT): 01-04-2019 11:09:26 AM

	OPENING BALANCE	YEAR TO DATE			CURRENT BALANCE		
	31 Mar 2019	BUDGET	31 Mar 2019	BUDGET	31 Mar 2019	BUDGET	
0586-4000 WIP - Aurora Estate Stage 2	12,067.70	0.00	0%	0	12,067.70	100%	12,068
0587-4000 WIP - Aurora Estate Stage 3	18,650.00	0.00	0%	0	18,650.00	100%	18,650
0588-4000 WIP State Gov - Bradleys Gully Div	0.00	0.00	0%	0	0.00	0%	0
0589-4000 WIP - Industrial Estate	0.00	18,178.45	4%	500,000	18,178.45	4%	500,000
0595-4000 Residential Land Resale (NCA)	0.00	0.00	0%	0	0.00	0%	0
0597-4000 Equipment Clearing Account	0.00	0.00	0%	735,000	0.00	0%	679,423
0200-0001 NON-CURRENT ASSETS TOTAL	367,471,350.61	180,353.36	2%	8,796,776	367,651,703.97	116%	316,093,852
TOTAL NON-CURRENT ASSETS	367,471,350.61	180,353.36	2%	8,796,776	367,651,703.97	116%	316,093,852
TOTAL ASSETS	379,199,165.50	(2,757,452.57)	-31%	9,030,313	376,441,712.93	115%	326,962,935
<b>CURRENT LIABILITIES</b>							
<b>0600-0001 CURRENT LIABILITIES</b>							
0600-5000 Accounts Payable	0.00	333,889.17	---	0	333,889.17	---	0
0605-5000 Accrued Expenses - All	2,232,775.81	(2,232,775.81)	---	0	0.00	0%	0
0610-5000 Fire Services Levy Payable	0.00	202,788.95	---	0	202,788.95	523%	38,774
0612-5000 Unearned Revenue	1,032,463.32	(1,032,463.32)	---	0	0.00	0%	0
0625-5000 Payroll Suspense	0.00	(66,427.47)	---	0	(66,427.47)	---	0
0630-5000 Wages Advance	0.00	0.00	0%	0	0.00	0%	0
0632-5000 RDO & Toil Accumulated	17,545.30	(8,919.42)	---	0	8,625.88	43%	20,129
0635-5000 Stock Routes Fees Payable	37,218.43	3,600.00	---	0	40,818.43	110%	37,218
0636-5000 Finance Lease - Current	0.00	0.00	0%	0	0.00	0%	0
0640-5000 Office Extension Current Loan	16,073.44	(11,970.72)	74%	(16,122)	4,102.72	-25%	(16,122)
0645-5000 Cosmos Centre Current Loan	34,940.30	(26,023.28)	74%	(35,047)	8,917.02	-25%	(35,047)
0650-5000 Medical Centre Current Loan	28,998.65	(21,603.67)	74%	(29,083)	7,394.98	-25%	(29,083)
0660-5000 Roadworks Current Loan	0.00	0.00	0%	(119,543)	0.00	0%	(119,543)
0665-5000 Plant Replacement Current Loan	0.00	0.00	0%	0	0.00	0%	0
0666-5000 Plant Replacement No 2 Current Loan	0.00	0.00	0%	0	0.00	0%	0
0670-5000 Residential Develop Current Loan	129,720.93	(96,596.59)	74%	(130,121)	33,124.34	-25%	(130,121)
0671-5000 Flood Mitigation Current Loan	127,537.06	(88,857.19)	---	0	38,679.87	465%	8,319
0672-5000 Airport Upgrade Current Loan	38,059.71	(28,459.34)	75%	(38,112)	9,600.37	-25%	(38,112)
0675-5000 Annual Leave payable	884,115.93	(85,256.69)	---	0	798,859.24	90%	886,627
0680-5000 Long Service Leave Payable	1,282,451.31	(72,931.03)	---	0	1,209,520.28	99%	1,225,306
0685-5000 Sick Leave Payable	195,056.57	(21,585.14)	---	0	173,471.43	88%	198,017
0690-5000 Land Rebate Holding Account	(7,000.00)	0.00	0%	0	(7,000.00)	100%	(7,000)
0699-5000 Suspense Account: General Account	6,120.15	(5,462.89)	---	0	657.26	11%	6,120
0600-0001 CURRENT LIABILITIES TOTAL	6,056,076.91	(3,259,054.44)	886%	(368,028)	2,797,022.47	137%	2,045,482

(Accounts: 0100-0001-0000 to 5490-2000-0000. All report groups. 75% of year elapsed. To Details. Excludes committed costs)  
 MURWEH SHIRE COUNCIL (Budget for full year) Financial Year Ending 2019 Printed(KENT): 01-04-2019 11:09:26 AM

	OPENING BALANCE	YEAR TO DATE 31 Mar 2019	%	BUDGET	CURRENT BALANCE 31 Mar 2019	%	BUDGET
TOTAL CURRENT LIABILITIES	6,056,076.91	(3,259,054.44)	886%	(368,028)	2,797,022.47	137%	2,045,482
NON-CURRENT LIABILITIES							
0700-0001 NON-CURRENT LIABILITIES							
0700-6000 Non-Current Long Service Leave	70,900.48	0.00	0%	0	70,900.48	57%	124,575
0701-6000 Finance Lease - Non current	0.00	0.00	0%	0	0.00	0%	0
0740-6000 Office Extension Non-Current Loan	57,070.40	0.00	0%	0	57,070.40	78%	73,192
0745-6000 Cosmos Centre Non-Current Loan	124,067.92	0.00	0%	0	124,067.92	78%	159,114
0750-6000 Medical Centre Non-Current Loan	152,185.48	0.00	0%	0	152,185.48	84%	181,268
0760-6000 Roadworks Non-Current Loan	0.00	0.00	0%	0	0.00	0%	0
0765-6000 Plant Replacement Non-Current Loan	0.00	0.00	0%	0	0.00	0%	0
0766-6000 Plant Replacement No 2 Non-Current	0.00	0.00	0%	0	0.00	0%	0
0770-6000 Residential Develop Non-Current Loan	142,398.99	0.00	0%	0	142,398.99	52%	272,520
0771-6000 Flood Mitigation Non-Current Loan	1,169,719.27	0.00	0%	0	1,169,719.27	91%	1,289,262
0772-6000 Airport Upgrade Non-Current Loan	882,179.42	0.00	0%	0	882,179.42	96%	920,291
0700-0001 NON-CURRENT LIABILITIES TOTAL	2,598,521.96	0.00	0%	0	2,598,521.96	86%	3,020,222
TOTAL NON-CURRENT LIABILITIES	2,598,521.96	0.00	0%	0	2,598,521.96	86%	3,020,222
TOTAL LIABILITIES	8,654,598.87	(3,259,054.44)	886%	(368,028)	5,395,544.43	107%	5,065,704
NETT ASSETS/(LIABILITIES)	370,544,566.63	501,601.87	5%	9,398,341	371,046,168.50	115%	321,897,231

(Accounts: 0100-0001-0000 to 5490-2000-0000. All report groups. 75% of year elapsed. To Details. Excludes committed costs)  
 MURWEH SHIRE COUNCIL (Budget for full year) Financial Year Ending 2019 Printed(KENT): 01-04-2019 11:09:26 AM

		OPENING	YEAR TO DATE		CURRENT BALANCE	
		BALANCE	31 Mar 2019	BUDGET	31 Mar 2019	BUDGET
<b>COMMUNITY EQUITY</b>						
=====						
0800-0001	EQUITY					
0800-0002	SHIRE CAPITAL					
0805-7000	Retained Surplus	47,026,755.59	0.00	0%	47,026,755.59	100%
0807-7000	Retained Surplus-Cosmos	42,875.00	0.00	0%	42,875.00	100%
0810-7000	Asset Revaluation Reserve - Roads	186,277,564.76	0.00	0%	186,277,564.76	156%
0811-7000	Asset Revaluation Reserve - W & S	21,812,333.46	0.00	0%	21,812,333.46	91%
0812-7000	Asset Reval Res - Bldgs & Structures	33,190,987.25	0.00	0%	33,190,987.25	87%
0813-7000	Asset Revaluation Reserve-Land	929,460.63	0.00	0%	929,460.63	29%
0815-7000	Asset Revaluation Reserve Aerodrome	10,065,151.29	0.00	0%	10,065,151.29	115%
0816-7000	Asset Revaluation Reserve - Plant	0.00	0.00	0%	0.00	0%
0820-7000	Current Surplus / Deficit	0.00	501,401.87	5%	501,401.87	5%
0825-7000	Year End Surplus/Deficit	71,199,438.65	0.00	0%	71,199,438.65	97%
0800-0002	SHIRE CAPITAL TOTAL	370,544,566.63	501,401.87	4%	371,045,968.50	115%
0830-0002	RESERVES					
0800-0001	EQUITY TOTAL	370,544,566.63	501,401.87	4%	371,045,968.50	115%
	TOTAL COMMUNITY EQUITY	370,544,566.63	501,401.87	4%	371,045,968.50	115%



# Recommendation / Report

From: Ken Timms – Director of Corporate Services  
Ordinary Meeting – 11<sup>th</sup> April 2019

## SUBJECT

### 2018/2019 Operational Plan Review and Update.

#### PROPOSED RESOLUTION:

*“That Council as per section 104(7) of the Local Government Act receives the Quarterly Review of the 2018/2019 Operational Plan as presented.”*

#### BACKGROUND:

##### **Purpose**

As per Legislation Section 104(7) of the Local Government Act, Council has to adopt an Operational Plan Annually and this plan is to be reviewed at least every 3 months.

##### **Discussion**

The 2018/2019 Operational Plan was adopted as part of the budget process in July 2018.

Please find attached a review / update on the implementation of the Operational Plan.

This review is for the 3<sup>rd</sup> quarter of the financial year and as such, simplistically implementation as at the 31<sup>st</sup> March should be 75%. The review is not about the delivery of the budget or estimated cost, but about the delivery of identified projects, tasks, services etc.

Your comments and / or direction is sought on progress of the implementation of the 2018/2019 Operational Plan.

Attachment: Sent as separate attachment

**Financial Risks:** Nil

**Environment Risks:** Nil

**Social Risks** Nil

##### **Recommendation**

*“That Council receives the review of the Operational Plan as presented.”*

**Ken Timms**  
**Director of Corporate Services**



# Human Resources Report

From: Kerry-Ann Reading – Human Resources Manager  
**Ordinary Meeting – 11<sup>th</sup> April 2019**

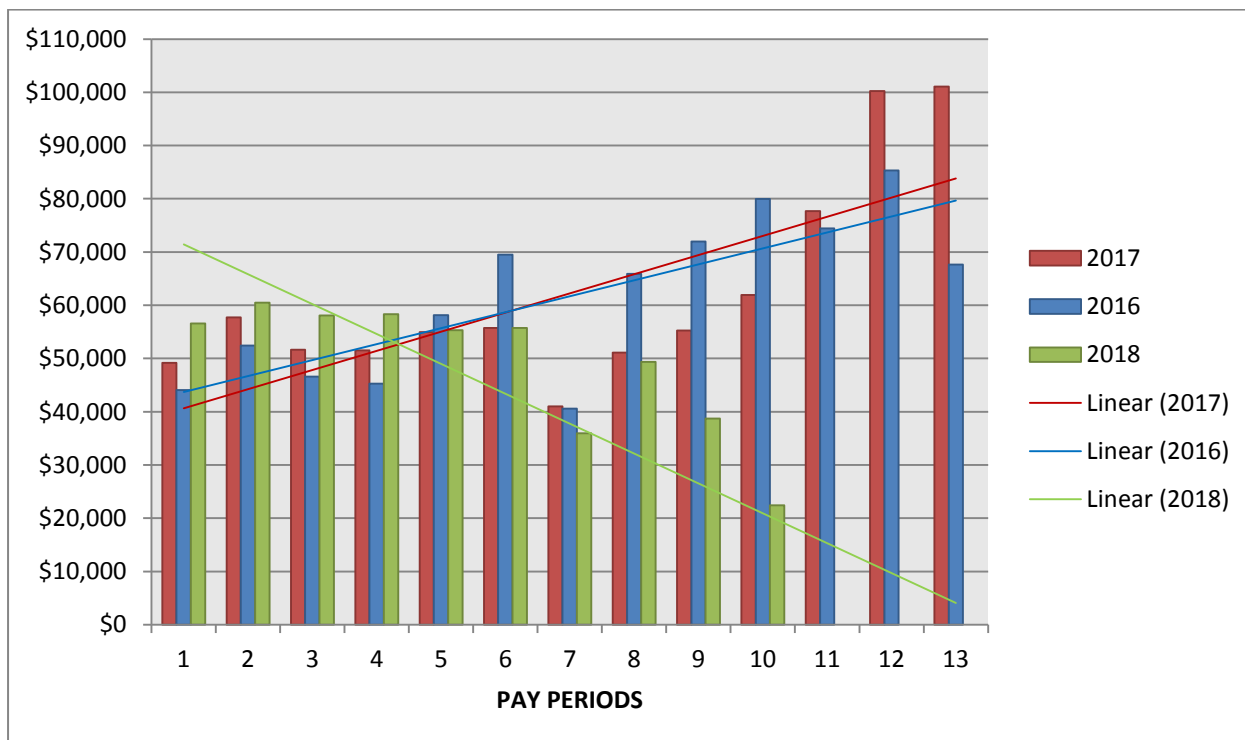
RECRUITMENT		
VACANCIES	APPOINTMENTS	RESIGNATIONS
<b>Internal</b>		
1. Multiskilled Plant Operator	On hold	
<b>External</b>		
1. Technical Officer(Disaster Management)	Closed 4/02 on hold	Allan Pemberton
2. Workshop Foreman	James Faulkner	John Holley
3. Concreter/Labourer	On hold	
4. Mechanic	Dave Walters	Barry Street

## TRAINEES/APPRENTICES

1. Plumbing Apprentice – Buddy Peacock/Oliver Aitken
2. Diesel Fitter Apprentice – Jaidyn Erickson
3. Admin Trainees – Paige Donald & Katie Lark
4. GWGTS Trainees (Cosmos & VIC) – Josie Duncan (Admin), Sapphire Chetwynd (Tourism) & Terri Fitzgerald (Hospitality)

OVERTIME 2018-19			
Pay Periods	Dates	Hours	Amount
1 – 2	23/06/2018 – 20/07/2018	1537	\$56,932
3 - 4	21/07/2018 – 17/08/2018	1614	\$60,487
5 - 6	18/08/2018 – 14/09/2018	1613	\$58,077
7 - 8	15/09/2018 – 12/10/2018	1636	\$58,330
9 - 10	13/10/2018 – 9/11/2018	1594	\$55,289
11 - 12	10/11/2018 – 7/12/2018	1609	\$55,767
13 - 14	8/12/2018 – 4/01/2019	1169	\$35,941
15 - 16	19/01/2019 – 15/02/2019	1329	\$49,388
17 – 18	15/02/2019 – 1/03/2019	1119	\$38,724
19 - 20	2/03/2019 – 29/03/2019	640	\$22,414
21 - 22			
23 - 24			





### ENTERPRISE BARGAINING

- Operational Certified Agreement – Certified 17/01/2019

### TRAINING

Course	No. Attended
ACDC	9
Chainsaw	5

### POLICIES

Drafts	Due for Review
<ol style="list-style-type: none"> <li>HR-010 Leave Policy</li> <li>HR-017 Relocation Assistance</li> <li>HR-016 HR-020 Recognition of Service</li> </ol>	<ol style="list-style-type: none"> <li>Code of Conduct</li> <li>Social Media</li> <li>Recruitment &amp; Selection</li> </ol>
<b>Repealed (for Council Approval)</b>	
Nil	
<b>OTHER</b>	
<ul style="list-style-type: none"> <li>Reviewing of Position Descriptions - COMPLETE</li> <li>Performance Appraisals – 50% completed</li> <li>Staff Breakfast – 3 per year – January/May/September</li> <li>Staff Survey – completed January</li> </ul>	



# Murweh Shire Council WORKPLACE HEALTH & SAFETY REPORT

From: John Wallace – WHSA

## REPORT FOR APRIL COUNCIL MEETING

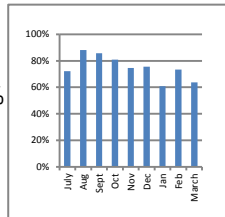
Report for **MARCH 2019**

### INCIDENT REPORTS RECORDED SINCE LAST REPORT

Report No	Date	Incident type	Department
IR-211	29/3/19	Rolled Ankle	Administration

#### Safety Breaks – 2018 – 2019 (Returns Monthly)

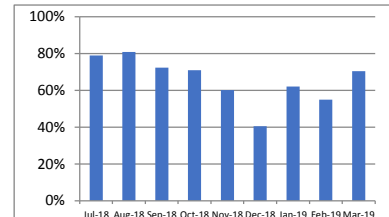
JULY – Causes of Accidents 72%  
 AUG – Consultation 88%  
 SEPT – First Aid Management 86%  
 OCT – Excavation & Trench Safety 81%  
 NOV – Lifting Techniques 75%  
 DEC – Working in the Sun 75%  
 JAN – Machine Guarding 61%  
 FEB - Hazardous Substances 73%  
 MAR – Risk Management 64% (still coming in)



*A reminder notice was sent to employees not filling them out*

#### Take 5 Risk Assessments

JULY – 79%  
 AUG – 81%  
 SEPT – 73%  
 OCT – 72%  
 NOV – 60%  
 DEC – 41%  
 JAN – 62%  
 FEB - 55%  
 MAR - 71%



*A reminder notice was sent to employees not filling them out*

#### QAP

3rd Quarter of 2018-2019 (1 February to 30 April)  
 This is now being ticked off & the 4<sup>th</sup> Quarter will be finalised.

#### Hazard Inspections completed:

- Charleville Cemetery
- Morven Cemetery

#### Drug & Alcohol Testing

This is now being done randomly, Any Place, Any Time.

... .. Non Negative  
 ..... Negative

#### Inductions

Contractor Inductions - (96)  
Council Induction - 8 (28)  
Work Experience - 2(3)

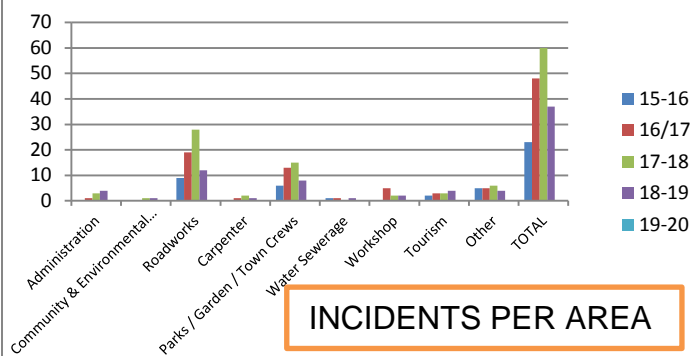
### General

#### Nominations for WH&S Representatives Memo was sent to all staff

On the 18/02/2019, and all nominations close on the 8<sup>th</sup> March 2019.

The term of office is 3 years; all training will be provided to all the newly elected representatives and refresher for those re-elected within the next 2 months.

5 out of 8 did not seek re-election.  
 3 nominated for election for another term.  
 3 others nominated for election.



RCD Testing on all Council Building assets is well underway and Records are being up dated, Test and tagging is ongoing.



# Murweh Shire Council Cosmos Report



CHARLEVILLE  
**COSMOS CENTRE  
& OBSERVATORY**  
OUTBACK QUEENSLAND

From: Mike Dalley  
Cosmos Centre Manager.

## Report for

Month of March 2019

## Monthly Statistics

### Cosmos Tourism Breakdown

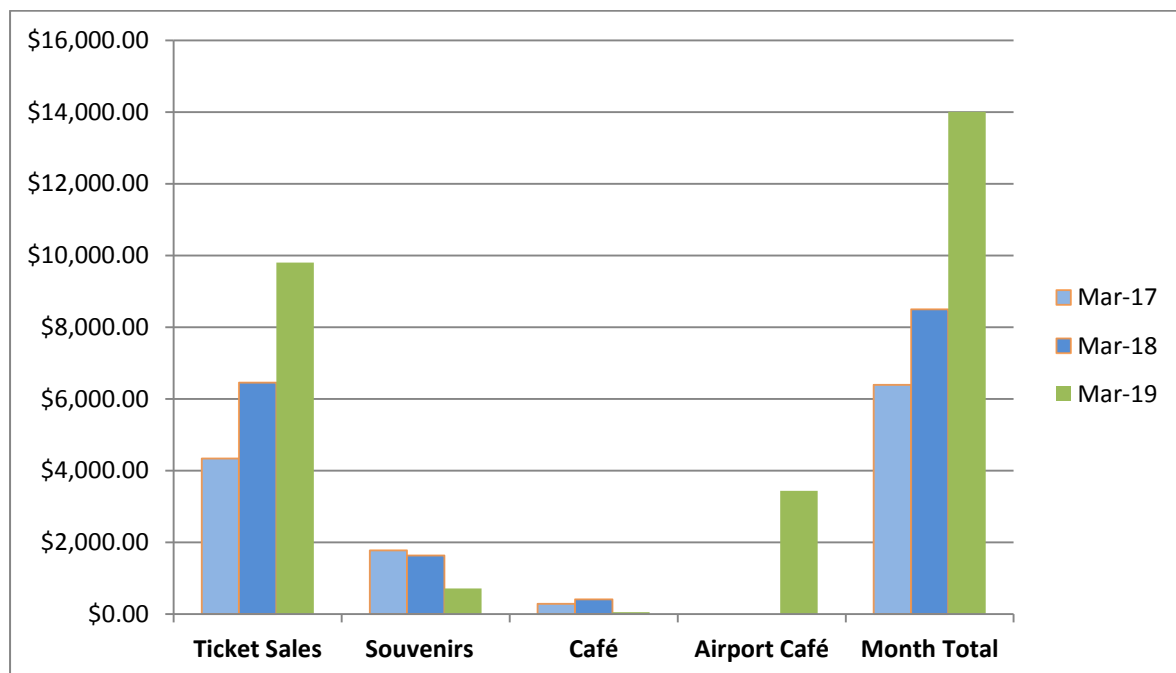


Figure 1: Ticket Sales

Revenue Summary	Jan-17	Jan-18	Jan-19
Ticket Sales	\$4,334.00	\$7,738.00	\$9,800.00
Souvenirs	\$1,773.00	\$1,637.70	\$711.00
Café	\$282.00	\$409.70	\$54.30
Airport Café	\$0.00	\$0.00	\$3,438.60
<b>Month Total</b>	<b>\$6,389.00</b>	<b>\$9,785.90</b>	<b>\$14,004.15</b> (1 <sup>st</sup> -28 <sup>th</sup> Only)

### Tickets:

Up until this year the Cosmos Centre has never looked at statistical data in the way we are now, so it is a little tricky to identify and examine any trends from one year to the next, in particular current monthly ticket sales vs future ticket sales. We have only just started to breakdown these numbers to give a clear picture or what is happening for future years but going off what statistics is available to me we can clearly see the marketing campaign combined with the ease of an online booking system such as Bookeasy, is working.

Examining the number of people that have physically been on the tours this month compared to last year, it has dropped considerably. 2018 had 247 people attend our tours while this year is has only been 141. This drop in physical numbers is answered by looking at the cloud percentage data vs participation levels throughout the month of March 2018 & 2019. In 2018 we had cloud cover in March but it was cloudy for the first week only, reducing the numbers in this week to less than 20 for people going on our tours. This year for the first week of March we had nearly 30 people which the increase would be expected. For the last week of March in 2018 it was clear and as it was leading into April, the start of the season, we had 173 people attend our tours. This year due to this amazingly beautiful rain we have only been able to host 20 people for the last week of March. *These statistics alone show the detrimental impact clouds have on revenue and it also highlights how important the planetarium is for the Centre and how I design the new tours so that they never have to be cancelled ever again, no matter the weather.*

Even though the weather has impacted the physical number of participants, therefore decreasing the sales in tours this month compared to years previous; I am pleased to report that ticket sales overall for March are even stronger than what they have been in many years. This strength is explained by the amount of people now buying tickets for future shows online and with us or the VIC over the phone. Social

When talking to guests about their future bookings they have all stated about social media, the Cosmos and Experience Charleville Websites and booking online, which means the current combination of our social media marketing campaign and the ease of the Bookeasy online booking system is having an impact.

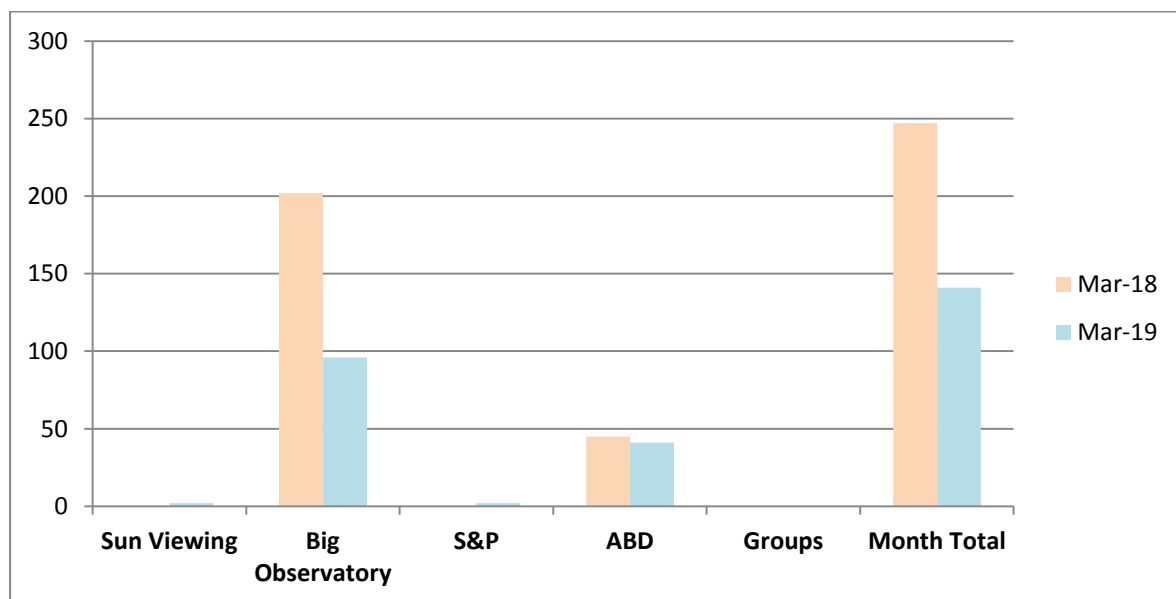


Figure 1: Number of people attending tours

Attendees Summary	2018 – 2019 % Growth	2018 – 2019 #'s
Sun Viewing	+ Increase	+2 Attendees
Big Obs	-52% Decrease	-106 Attendees
S&P	+ Increase	+2 Attendees
ABD	-9% Decrease	-4 Attendees
Group	N/A	N/A
<b>All Tours Combined</b>	<b>-43% Increase</b>	<b>-106 Attendees</b>

**Souvenirs:**

During this month of March we have been slowly working towards bringing in new and excited souvenirs that are more in-line with a science centre. Even though the number is lower than the last two years, for the length of time the stock has been on display, and how much of it has been sold already, I am forecasting a stronger busy season in souvenir sales.

**Cafes:**

The airport café is currently up and going which means my food and beverage staff have been over there and not back at the Centre with the Café here. This combined with the new kitchen supplies still having to arrive have meant the Cosmos Centre Café has been closed and will continue to be closed until such time that the airport café is adequately staffed and the kitchen at the Centre is ready to open. We are expecting more supplies for the kitchen to arrive in the next week.

The airport café has started and Katrina in particular has been working extremely hard to make it a financial success. Staffing continues to be an area of concern though with Katrina working nearly every day. We are currently training new staff though and will endeavour to make sure that it continues to be manned by the correct staff that can continue to grow it even more into the future.

**Operational Information****Centre:**

All painting has been completed and the Centre is getting back to normal. There is still some posters, artwork and lighting to be sorted but everything should fall into place before Easter.

The grounds are on the list for what needs to happen next. The fence, outdoor dining and cement paths should be done within the next couple of weeks.

**Tours:**

The staff continues to train and develop the new tours but for now the launch date of the new tours will have to be postponed due to staffing issues. Instead of launching come the 1<sup>st</sup> of April we hope to deliver all new tours by Easter.

**Staff Training:**

Training and logistics for the new staff and refresher for old staff is in progress.

***Mike Dalley***

***Co-ordinator of Charleville Cosmos Centre***



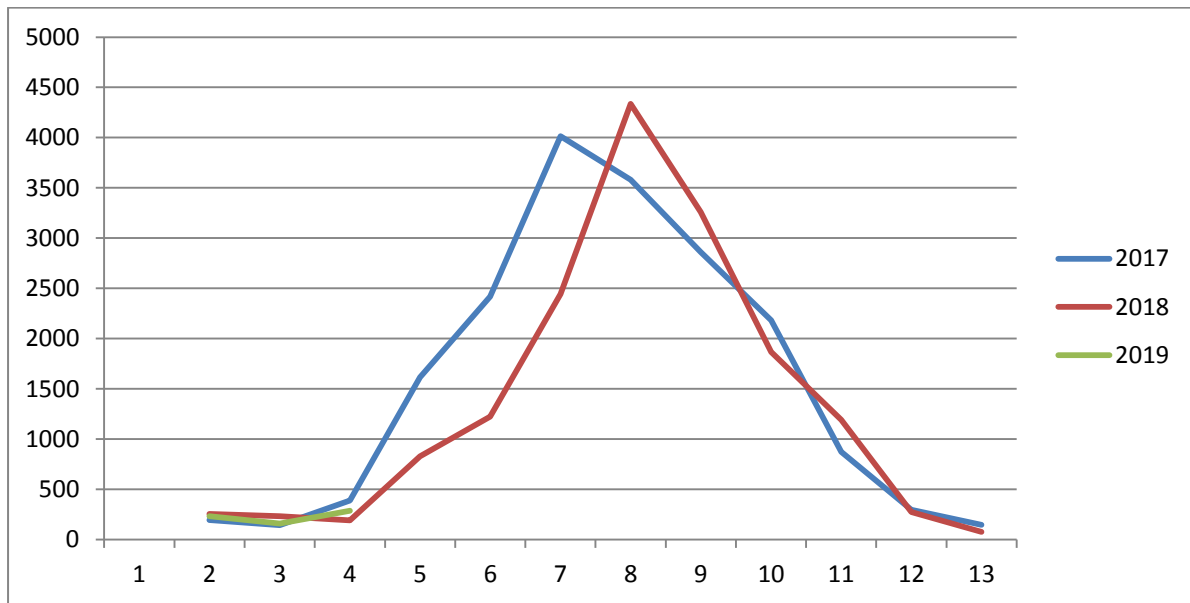
# Murweh Shire Council

## VIC Report

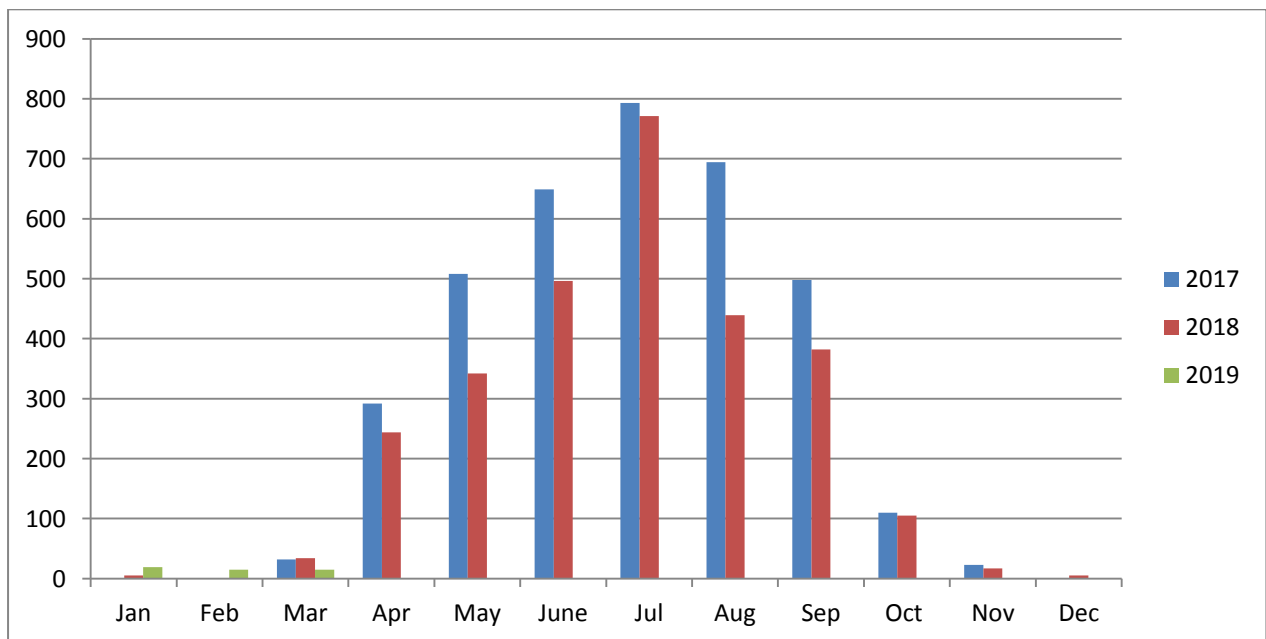
Ty Sherrington – Charleville Visitor Information Centre Co-ordinator  
 March 2019

### Monthly Statistics

#### Charleville Visitor Numbers – March 2019



#### Tour Numbers – March 2019



## **Operational Information**

### **Charleville Tourism**

#### **Book easy**

New and existing staff is eagerly learning all aspects of book easy. Staff are familiarising themselves with the tours and accommodation providers for our shires and surrounding areas to make sure they give sufficient and correct information.

#### **Tourist Season**

The staff at the Information Centre is looking forward to a busy and exciting tourist season for 2019. As the government has announced it is the Year of Outback Tourism and we are excited to welcome visitors to our region.

New staff is being trained to assist our visitors and the general public with learning the information of what Charleville and our shire has to offer and also surrounding areas. Our aim this season is to maximise bookings and to entice visitors to stay a little longer and to have a memorable experience.

#### **Charleville Visitor Information Centre Accreditation**

2019's audit is an online audit; there are several areas of essential criteria that we need to retain our accreditation - this has been fulfilled. Our online audit has been submitted.

#### **Driver Reviver Signage:**

Just waiting on the new signs from Main Roads to be installed in the locations around the town. Signs for the Driver Reviver along the King Street fence have been placed to remind travellers where it is.

Driver Reviver is operating 7 days per week.

#### **Operations in General:**

Staff are now wearing our new Experience Charleville uniforms and are looking great.

Our foyer and information area is looking welcoming and inviting for our guests.

We are looking forward to an exciting and prosperous tourist season.

**Ty Sherrington**

**Visitor Information Centre Co-ordinator**



# Murweh Shire Council Tourism Report

*From: Monique Johnson – Tourism Manager*

## Report for March 2019

### Community Programs - Meetings with Individuals and Groups

Meetings/engagements	Issue/s	Actual Date
OQTA Annual Forum	Discuss all things Outback with all Visitor Centre operators and Shires.	4/3/2019
Matilda Way	Monthly meeting, marketing & game plans/social media	5/3/2019
Tourism Events Qld	Official Launch of Year of Outback Tourism/Sunrise Channel 7	7/3/2019
QRL- Karlie Curtis	Plan for Fan Day in Charleville May 28th	7/3/2019
Tom/Annabel Curtain	Welcome to Charleville/Tom Curtain, Speak Up Tour.	9/3/2019
Golf Australia	Planning for Outback Queensland Masters event June 22/23 <sup>rd</sup>	13/3/2019
Western Times	Discussion on the Murweh 150 <sup>th</sup> catalogue	13/3/2019
Maranoa Tourism	Explanation meeting re online booking proposal	14/3/2019
Bilby Festival Team	What we want for this years event	15/3/2019
RDA	ID Profile, information on where to find figures/data for grants	19/3/2019
Neighbourhood Centre	Work Camp meeting discussing the 30 <sup>th</sup> year celebrations of the Charleville Flood/WORC Camp	28/3/2019
Augathella Progress Assoc	Moving forward in Augathella, telescope, street scaping, grants...	29/3/2019

### Events for consideration.

18th - 22nd April	Smith Family Cod Classic (including the Steve Fox Memorial)Charleville Fishing Competition	Charleville
20th April	Augathella Diggers Easter Rodeo	Augathella
22nd April	Augathella Easter Races	Augathella
4th May	Outback Seniors Games	Charleville
4th - 6th May	May Day Bowls Carnival	Charleville
11th May	High Tea Miss Showgirl	Charleville
16th to 18th May	Charleville & District Agricultural Show	Charleville
18th May	Charleville Show Races	Charleville
18th May	Charleville Show Rodeo	Charleville
28th May	Queensland Maroons Fan Day	Charleville



For local events go to <https://www.facebook.com/experiencecharleville/> Facebook page (events Calendar/News Feed) or to [www.experiencecharleville.com.au](http://www.experiencecharleville.com.au). This website also incorporates some events from other SWRED regions as those tourism operators can also enter events into this particular program, however ours will always have the town name in front..

[Please forward any events via email or text. It must have the main Who, What, Where and When details and an image if wanting it added to App.](#)

## Charleville App

<http://charleville.eventapp.com.au/>

Total Views: 27915

Total Unique Views: 14676

Page ▼	Unique	Total
About the Murweh Shire	608	1211
Business Directory	429	1046
Charleville Cosmos Centre Facebook page	19	31
Community Directory	356	722
Cosmos Centre	651	1341
Events	673	2371
Events	20	41
Maps	138	227
Murweh Shire Council	299	595
Murweh Shire Website	105	202
Notifications	170	278
Places to Eat	571	1024
Places to Stay	436	789
Things to See & Do	815	1931
Towns	579	1171
Visitor Centres	462	997
Weather	273	1296
What's On	2	5
What's on in the Murweh Shire	731	2976

## Experience Charleville Website stats

This month we have developed the Analytics for our tourism website so as we can gain knowledge where and what people are using and where we need to focus more of our marketing, what key words to use, what style phone they are using etc. This will grow each month but will also e a very useful tool for Ty when it comes to Visitor information Centre accreditation. Speaking of which, all is done for the next twelve months and we look forward to an onsite visit in 2020.

### Experience Charleville - Monthly Analytics Snapshot

1 Mar 2019 - 31 Mar 201

All Users  
100.00% Sessions

#### Sessions



#### Sessions

**1,072**  
% of Total: 100.00% (1,072)

#### Bounce Rate

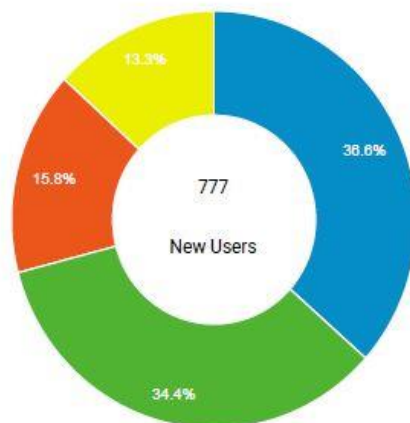
**52.71 %**  
Avg for View: 52.71% (0.00%)

#### Pages/Session

**2.84**  
Avg for View: 2.84 (0.00%)

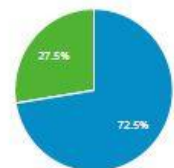
#### Acquisition Channels

Organic Search Direct Referral Social



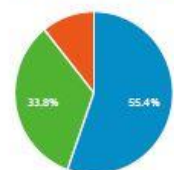
#### Sessions by User Type

New Visitor Returning Visitor



#### Sessions by Device Category

desktop mobile tablet



#### Referrals

Source	Sessions	Bounce Rate
--------	----------	-------------

## Referrals

Source	Sessions	Bounce Rate
google	404	55.20%
(direct)	328	53.96%
murweh.qld.gov.au	120	45.83%
m.facebook.com	98	38.78%
outbackqueensland.com.au	21	42.86%
lm.facebook.com	19	63.16%
bing	16	50.00%
facebook.com	13	69.23%
outbackqldmasters.com	13	76.92%
ask	5	60.00%



## Sessions by Browser

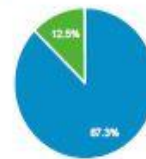
Browser	Sessions
Chrome	476
Safari	253
Internet Explorer	80
Safari (in-app)	70
Edge	60
Firefox	41

## Top Ten Pages

Landing Page	Page Views	Unique Page Views
/	1,696	1,227
/home	313	224
/visitor-information-centre	187	121
/top-secret-wwii-tour	138	108
/events	64	50
/medical-facilities?p_p_id=56_INSTANCE_FfJcj1GTeHYu&p_p_lifecycle=0&p_p_stat e=normal&p_p_mode=view&p_p_col_id=column-2&p_p_col_count=1	61	42
/-corones-hotel-stories-scones-tour	47	36
/all-events	41	34
/see-augathella	32	29
/visitor-guide	30	20

## Sessions by Social Network

■ (not set)
 ■ Facebook
 ■ Instagram



## Search words

Keyword	Organic Searches
(not provided)	292
experience charleville	3
bilby experience charleville	1
charleville bowls club bistro	1
charleville motorcycles	1
charleville river walk	1
charleville top secret war	1
charleville tourist information	1
charleville war tour	1

## General Business for the month of March.

March is the final month of our off season and as we get ready to ramp up into the 'Tourist Season' lots is happening.

Firstly welcome to the new Charleville Visitor Information Centre Coordinator – Ty Sherrington. Ty has done an amazing job already in just a few weeks, make it your business to go and visit Ty and the team at the VIC, it is looking very smart.

The Cosmos Centre is introducing new product this year for the first time in a long time and managing to run the airport café is keeping that crew extremely busy. Hope you have all had a chance to investigate the newest café in town, Café in the Mulga.

Tourism officers from all of Outback Queensland met in Longreach early in March to discuss where they were up to this season and what was on everyone's agenda. It seems we are still the only ones who have made the big step into the online booking world and everyone was envious. It is so great to welcome onto our network the shires of Bulloo, Quilpie and Paroo. Their bookable product is now bookable through us and vice versa. So someone in Cunnamulla asking about the Cosmos Centre can be booked in right there and then. Cunnamulla receives their commission and we have someone booked in to do our Cosmos Product. We have suggested that SWRED put money towards our Bookeasy administration annually as she will be doing all the reconciling etc so would make sense to contribute.

The Matilda Way committee are working on promotions in the Outback that invite other groups. Geocaching is top of the list and some Shires are already working on this.

What a fabulous morning held in Brisbane on Thursday the 7<sup>th</sup> of September at Raddacliff Place launching the '**Year of Outback Tourism**' live on Sunrise Weather (NOT the Year of the Outback as it seems some are getting confused).. The coverage of that particular program was more than the usual ratings it gets so the Outback is hoping to be flooded with not only water and rain but VISITORS ☺

The QRL Fan Day is progressing forward. The two planes with players on will arrive around 9:30 – 10:00 and head straight to the Showgrounds. Tickets are selling well and are available by calling the Experience Charleville team on 07 4654 2787 or by going to the [www.experiencecharleville.com.au](http://www.experiencecharleville.com.au) site and following prompts to purchase tickets.

The 'Welcome to Charleville' and Tom Curtain Event combined this year making it a huge success for all involved. I have mentioned to Cliff Jones that maybe we should have a dedicated date for the Welcome to Charleville event every year and folks will know when to plan for and we could work towards having some other entertainment to increase the crowd numbers. 722 registered for Tom Curtain and that is without stall holders and others involved so great turnout.

We have signed up two new trainees again for the Tourism Business Administration roles. Both ladies have settled in well, one at the VIC and one in the administration building. We will also sign on a Hospitality Trainee in the second week of April and this lady will be working between the Café in The Mulga and the Cosmos Café.

Golf Australia visited us this month to discuss their plans for the upcoming Outback Queensland Golf Masters. This event is open to everyone, locals, golfers, non golfers, visitors... If you know someone needing further info go to [www.outbackqldmasters.com](http://www.outbackqldmasters.com) for and register also. The players need to play two locations to be eligible to play for the \$1,000,000 in Mt Isa. Charleville's dates are the 22<sup>nd</sup>/23<sup>rd</sup> of June.

Met with QR at the railway station and have confirmed the power point they had been waiting on is right to be installed as long as it is done the same as the one already there. QR will be sending out Emily, their Historical Architect to design a back door similar to the front door system we have. They will take up the costs of Emily and we will have to cover the costs of the door. The airconditioning will be installed through QR and be a ducted system right through. Looking into removing the old lino in the main office section now too.

Warrego Signs is currently updating the Disc Golf signs in Graham Andrews Park. The new installation will stop people from tearing the signs off as they are fitted with a special bracket. The discs are available from a number of spots around town including the VIC and Neighbourhood Centre.

Bilby Festival meetings have commenced. Monthly meetings until the last month where we will go back to weekly meetings. You may be aware that the Biby Festival this year clashes with Birdsville Races for whatever reason but on a brighter note, Morven races is the following weekend so they can take part in the festivities. The Theme for this years parade is Year of Outback Tourism and the Ball is 'Boots And Ballgown'. That should give people a whole range of names to feed ideas from and if they do or don't want to dress up for the ball it is entirely up to them.. Looking for a prize for the best float and hoping to find funding to do a workshop leading up to the event on how to build your own float.

Great presentation at the Newmarket Room organised by RDA. Id Profile presentation teaching us how to use data when it comes to grant applications and links that should be on our website for people to access regarding data from Australian Census etc.

Cheers now until May.

*Regards,  
Monique Johnson.  
Tourism Manager.*





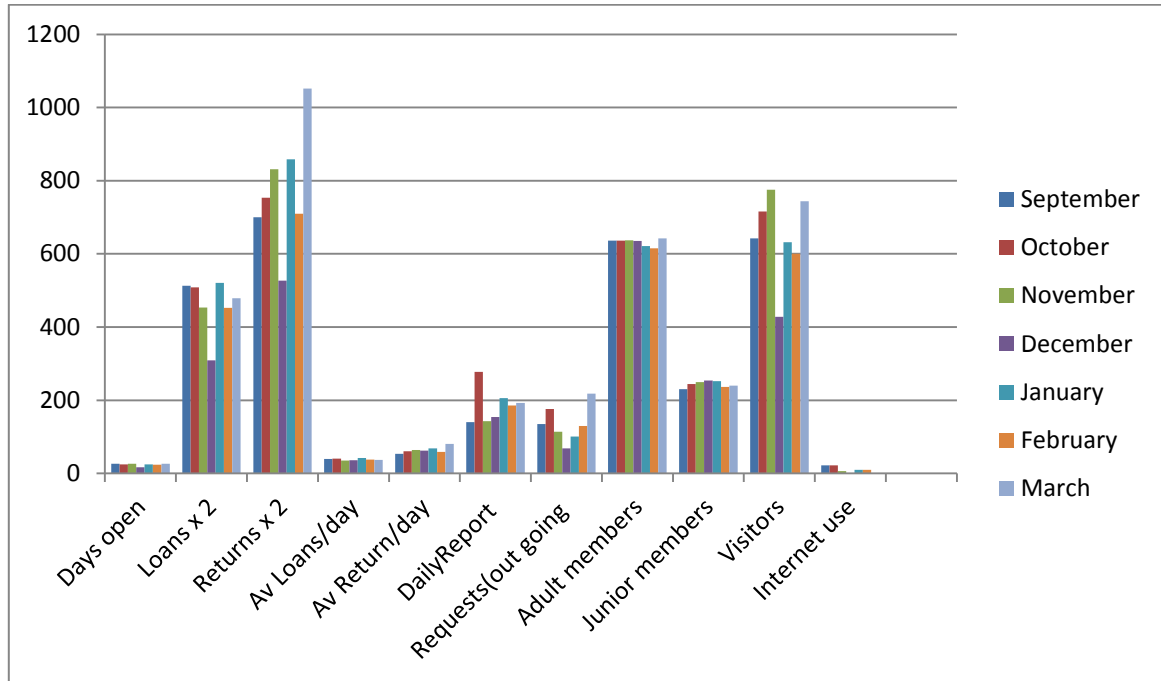
# Murweh Shire Council Library Report

From: Lyndy Steer - Librarian

## Report for March 2019

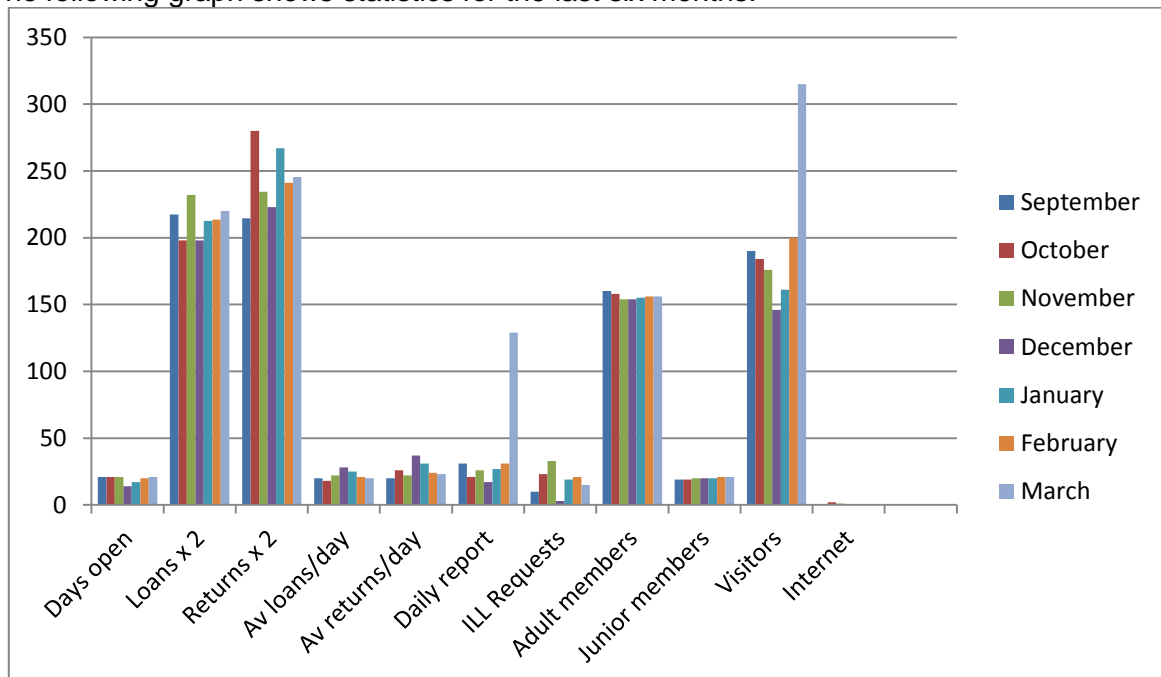
### Charleville Library

The following graph shows statistics for the last six months.



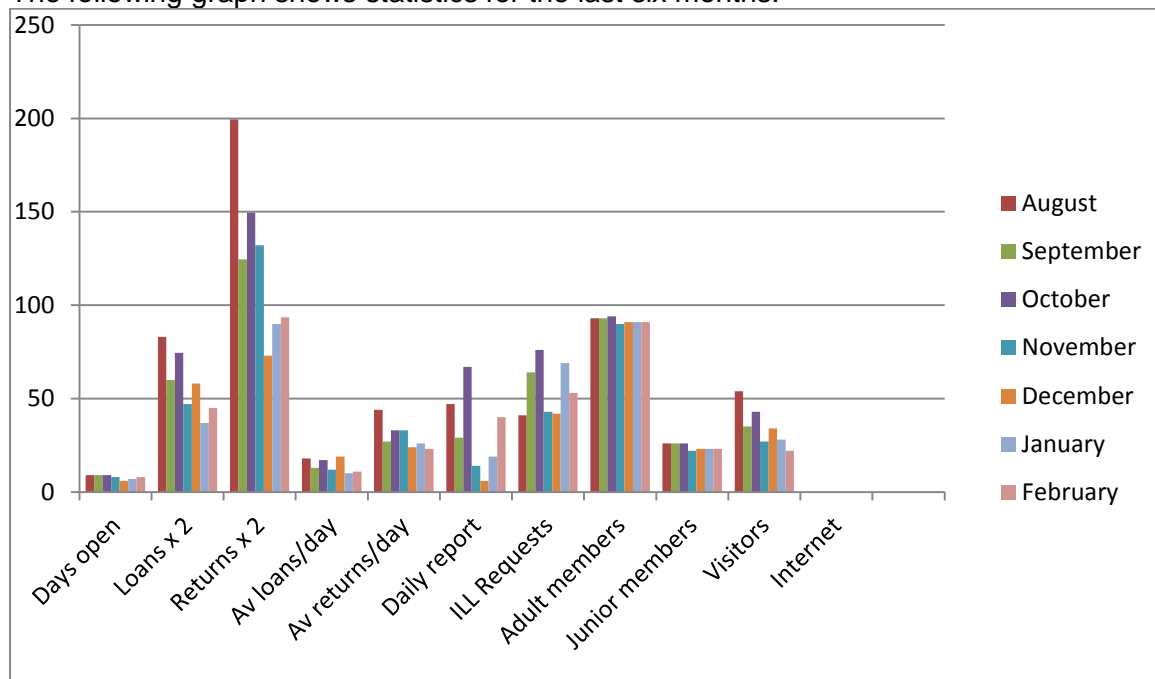
### Augathella Library

The following graph shows statistics for the last six months.



## Morven Library

The following graph shows statistics for the last six months.



## Charleville Library

There were 7 new members this month with 6 adults and 1 junior joining our library, with only 2 adult and 1 junior deleted.

## First5Forever

For the month of March there were 4 sessions run, a total of 41 mum/carers and 58 children attended. Comparing statistics to March 2018 our numbers increased slightly with 2 mum/carers, 2 toddlers

## Mulga Lands Gallery – Statistics

Statistics via the Library 97, Statistics via the Mulga Lands Gallery on Saturday mornings totalled 11, library staff were not given any other statistics.

## Robotics in Library

Jenny Peacock who is running the school holidays Youth Week, has scheduled a Robotics session in the library with Brad Lines on Wednesday 10<sup>th</sup> April from 2pm – 4pm.

## Hidden Picture for Easter

Annual Easter competition to find how many pictures of Easter/ Egg in the library can be found this is members only.

## Augathella Library

There are no comments available.

## Morven Library

There are no comments available.

**Lyndy Steer**  
Charleville Librarian

**Laraine Steadman**  
Augathella Librarian

**Marie Williams/Maree Green**  
Morven Librarian



# Environmental & Health Services Report

From: Richard Ranson – Director of Environmental & Health Services  
 Ordinary Meeting – 11<sup>th</sup> April 2019

## WATER TESTING

Water testing conducted in Charleville, Augathella and Morven. No contamination detected.

## SEWERAGE / WASTEWATER

No issues to report.

## DOG CONTROL

### Registrations

Lifetime	21 for March	Total 966
Annual	1 for March	Total 45 (for 2018/2019)

### Seized Dogs

Impounded	8
Reclaimed	5
Adopted	2
Euthanized	1

### Wild Dog Scalps 2018/2019

Male 596, Female 485, Puppies 85 total 1,166

## FINES ISSUED

Offence	Number Issued	Total Value
Barking Dog	0	0
Unregistered Dog	0	0
Wandering Dog	0	0
Littering	0	0
Wandering Stock	0	0
<b>Total</b>	<b>0</b>	<b>0</b>

## COMPLAINTS MANAGEMENT

Type	Received	Resolved	Pending
Dogs	2	1	0
Overgrown allotments	2	1	1
Other	1	1	0

## LANDFILLS

Charleville	No issues to report
Augathella	No issues to report
Morven	No issues to report



## FOOD PREMISES

Inspections conducted	39
Complaints	0

## OTHER ENVIRONMENTAL CONTROL CONDUCTED

- Ongoing poisoning of weeds and removal of regrowth
- Debris pushed up in readiness for burning

## SWIMMING POOL

The pool will close on Sunday the 28<sup>th</sup> April 2019.

The pool manager, Michael Winton has taken the option of extending for a further two years.

## SWIMMING POOL REPORT (Provided by Michael Winton)

Attendance	2016/2017	2017/2018	2018/2019
September	292	983	789
October	902	1233	1420
November	1361	1175	1210
December	1703	1601	1365
January	1749	2091	1910
February	1230	1107	1200
March	1124	890	760
April	255	516	
<b>Total</b>	<b>8618</b>	<b>9596</b>	<b>8654</b>

The month of March was a little disappointing (Adults: 418, Children: 342) as we were tracking to beat last year's result however due to the rain and cooler weather in the last week saw attendances drop significantly.

March saw school swimming taper off for the term with St Mary's catholic school finishing mid- month. Distance Education held a 3 day camp for the mini school section of their school and they held lessons over those 3 days at the pool.

The Charleville Chiefs Swimming Club held their end of season break up and this event was well attended by both swimmers and their parents and by all accounts everybody had a great night.

Continuing with swimming Charleville district had 2 swimmers represent South West region at the Qld State schools both primary and secondary age groups. Sam Brookes from Charleville represented Charleville in 2 individual events and 2 relay teams, he swam exceptionally well. Tom Hiscock from Augathella represented in the primary school age division and swam well with personal bests in 2 of his individual events also in 2 relay teams.

The local Triathlon was held with good nomination numbers received particularly in the junior age categories. Competition was fierce in both open and junior categories with some good results being achieved. We are very proud and privileged to be able to contribute the pool to the triathlon club for this important community event looking forward to being involved in future years to come.

The inflatable was put up at the beginning of the month with good numbers in attendance, unfortunately due to events being held at the pool and wet weather we were unable to put the inflatable up at the end of the month.

With the cooler weather now here, it is anticipated that pool attendances will drop off dramatically despite the pool temp sitting at 28.5 degrees.

**REPORT FROM THE STOCK ROUTES SECTION - March 2019**  
**Watering Facilities**

2064	Narrga	Windmill/Solar in good order, turkey nest full
310	Cunalama	Windmill is in good order, turkey nest full.
1515	Barford	Windmill is in good order, turkey nest full.
214	Clara Creek	Windmill is in good order, tanks full. To check dam
2009	Armadilla	Windmill is in good order.
666	Tregonning	Windmill is in good order, tanks full. Dam full.
1657	Combanning	Bore is in good order.
664	Glengarry	Windmill requires repairs, tanks empty, dam full.
309	Yo Yo	Windmill is in good order, turkey nest 1/2 capacity.
885	Junction	Windmill is in good order, tank full.
2227	Biddenham	Windmill is in good order, tank full, requires repairs.
2338	Charleville	Windmill requiring repairs, tanks empty.
1359	Brunel	Windmill is in good order. Dam dry.
1411	Durella	Windmill is in good order, tanks full.
2228	Rosemount	Windmill/Solar is in good order, tanks full.
232	Nive	Windmill is in good order, tanks empty, to check dam.
1412	Bakers	Bore is in good order.
1219	Fortland	Windmill is in good order, tank full but needs replacement
1516	Victoria	Windmill is in good order, turkey nest dry. Dam dry.
665	Mailchange	Windmill is in fair order, dam 2/3 full.
428	Augathella	Tanks full.
1521	Auga Clara	Windmill is in good order, to check dam.
1884	Highway	Windmill is in good order, tank full.
2293	Westlyn	Pumping unit is in good order, tank full.
2634	Buckeys Creek	New tank in excellent condition, full.
1654	Morven	Watering facility in good order, tanks full.

**Stock Route Maintenance**

Cunalama 310- Bore has been pulled, top plunger bucket was found to be broken. A submersible pump and generator has been installed to recover the turkeys nest which is now full, and will be hooked back up to the mill by 10<sup>th</sup> April. Work has also been

undertaken on the mast tower to help free up the head in lower winds, wheel weights were altered.

Glengarry 664- The siphon pump has been dismantled and to allow full removal of concrete thrust block/base. A new base will be poured and siphon pump set in place level, allowing a much more efficient operation.

Biddenham 2227- repairs undertaken to 4"trough delivery line connecting to tanks. Repairs are only temporary and require further attention when site becomes accessible.

### **Stock Route Management**

New tanks at Brunel and Westyln expected to be installed by 12<sup>th</sup> April.

Currently negotiating crane hire share arrangements to remove windmill heads from Yo Yo and Charleville water facilities.

### **Noxious Weeds**

Cooladdi/Langlo Rd was inspected or Hudson Pear, some areas were treated where a high risk of spread was likely from current roadworks. Turnarounds and gravel pits were also inspected. 2 wash-down areas were established at strategic locations for all machinery exiting the area.

Bio control was set upon a small outbreak of Coral Cactus at the end of Cobb st Charleville towards the cattle pound yards.

Tiger Pear and Coral Cactus has been treated near the towers in the Pony Club paddock Charleville, more cactus has been harvested for bio breeding.

Tiger Pear and Mother of Millions has been treated at the Ward River waterhole, Quilpie rd.

Inspection of bio control on Tiger Pear at Ward plain revealed all plants dead, no living plants found in the immediate area. South of here in the 9-mile reserve requires a little help spreading around.

A small outbreak of Mother of Millions has been treated on the Cunnamulla rd.

No Mother of Millions has been detected on the most recent inspection behind the vet surgery Charleville, although it is too early to claim total eradication.

### **Routes/ Reserves**

Stock routes will be monitored closely and pasture assessments will be conducted on sensitive areas particularly Morven to Angellala Ck Landsborough highway. Most areas have received great rain, although this particular land type is proving slow to respond given the condition it was in before the rain.

### **Travelling Stock**

One permit has been issued to Fred Ahern to walk 250 head from Augathella to 'Murweh' station via Charleville/Warrego river stock route. Travel will commence 6<sup>th</sup> April.

Agistment permit extension granted to Barclay Bassett of 'Glenellen', Morven on a small section of road.

Agistment permit granted to Brian Bauer of 'Arlington' Augathella for a small section of the Khyber rd.

### **Vehicle & Motorbike**

Nissan- 165000km

Motorbike- 1600km

# Engineering Services – March 2019

## In Brief

### TIDS

#### 2018-19 Program

- Killarney Rd : 58.1 – 64.66km – 100%
- Adavale Road : 51.6 – 62.84km – 100%

### R2R

- Biddenham Rd : 34.28 – 36.75km –40%

### Other

- Half pipe at Skate Park continuing
- Re-locate water fountains – KE Park
- Pram crossing – Augathella
- Widen Augathella hospital entrance
- Town Hall clean-up, top dressing, gazebos
- Footpath started – Outback Spares
- Awning at depot store
- Jupp St water main
- Airport runway seal
- Unit numbers / insurance & rego for new trucks and water carts

### Coming Up

- Toilets at depot \$150K
- Airport pavement upgrade
- Footpath works
- Augathella – Library Extension – contractor appointed
- Industrial Estate
- Caravan Parking – The Esplanade
- New fence and gates at racecourse / showgrounds
- Footpath – Gowrie crossing

### Local Shire Roads

A summary of the capital works and maintenance activities on Local Shire Roads is listed below

Road Name	Maintenance Grading	Patrol Grade - Bulldust	Flood Damage	Guide Posts	Grid Maintenance
Merrigang					
Shellbourne					
Yarronvale					
Cooladdi/ Langlo Road			Complete		

Nimboy Road			Complete		
Cunno Road		1.70 km to 4.89 km			
Barngo Road	25.0 km				
Khyber Road		43.70 km to 79.50 km		20	
Wheatleigh Road	30 km				
Yanna Road	4.0 km				
Guestling Road	26.60 km				
Murweh Road	9.7 km				
Hythe Road	13.5 km				
Roslyn Road	2.40 km				New Grid 2.38 km

### **RMPC**

A summary of the capital works and maintenance activities on Council Regional Roads is listed below

Road No	Road Name	Crack Sealing (Litres)	Shoulder Grading (km)	Edge Repairs (m <sup>3</sup> )	Signs	Insite Stabilisation (m <sup>3</sup> )	LHS Mowing – Start, finish chainage (km)	RHS Mowing – Start, finish chainage (km)	Distance Mowed (km)
13A	Morven - Augathella						0	88.88	57
13B	Augathella - Tambo								
18F	Mitchell - Morven				4				
18G	Morven - Charleville			6.5	1				
23B	Cunnamulla - Charleville	3594		56.6					
23C	Charleville - Augathella								
93A	Charleville - Quilpie		2.85			416			
	<b>TOTAL</b>	<b>3594</b>	<b>2.85</b>	<b>63.10</b>	<b>5</b>	<b>416</b>	<b>0</b>	<b>88.88</b>	<b>57</b>

## Water & Sewerage

WATER							
Town	Service Line Breaks	Repair Water Mains	Meters Replaced/Checked	Pump Station Faults	Water Bore Maintenance	New Connection	Hydrant
Charleville	5	2	5	2			
Other Comments:							
Morven	1	1	1				
Other Comments:							
Augathella	3	3	3		1		
Other Comments:							

SEWERAGE						
Town	Main Line Chokes	Service Line Chokes	Pump Station Faults	Toilets Faults	Unblock Sewer House/Main Connections	New Connection
Charleville	1	2	3	1	1	
Morven						
Augathella		2				

## Town Maintenance Reporting

Activity	Charleville	Augathella	Morven
Grave Digging	2	1	0
Edge Break	✓		
Pothole Patching	✓	✓	✓
Repair Seal Defects			
Bitumen Sealing (Reseal)			
Heavy Patching/Pavement Repair			
Gravel Resheeting			
Shoulder Grading			
Table Drain & Floodway Maintenance	✓		
Clear Culverts	✓		
Subsurface Drains			
Slashing	✓	✓	✓
Hand Mowing	✓	✓	✓
Clearing	✓	✓	✓
Weed Spraying	✓	✓	✓
Maintain Signs	✓		
Guide Post Maintenance	✓		
Footpath Works	✓		
Line Marking			
Kerb & Channel			
Street Furniture Maintenance	✓	✓	✓

Gowrie Crossing Weir			
Riverwalk Maintenance	✓	✓	✓
Litter Collection	✓	✓	✓
Pit Maintenance	✓		
Dead Animals			
<b>Other</b>			
Works Requests	✓	✓	✓
Put Up Street Banners			
Job Requests	✓	✓	✓
Playground Inspections	✓	✓	✓
Clean BBQs	✓	✓	✓
Slash Gully	✓	✓	
Plant Flowers	✓		
Fix Sprays in Park	✓	✓	✓
Water pots in Main Street	✓		
Mow Ovals & Parks	✓	✓	✓
Service Plant	✓	✓	✓
Clear Trees from Road			
New Signs	✓		

### Workshop Report

Plant No	Kms/Hours	Vehicle Type	Details
381	2365 hr	Generator	250 hr service
649	192 847 km	Ford Ranger	B service and replaced bulbs
193	994 hr	Tractor	Morven/Augathella replace start relay, Remove broken bolt from battery box, Test starting system and CGR
641	69 656 km	Nissan Patrol	70 000 km service, Check turbo and EGR system, Clean inlet hoses
602		Toyota Kluger	10 000 km service
44	439 976 km	Western Star	20 000 km service, Fitted new key barrel and door kit, Replace front diff and transmission filters
55	27 895	Fuso 1024 Truck	30 000 km service, Bleed cab lift system and grease
48	18 960 km	Hino 300 Truck	20 000 km service
579	222.5 hr	John Deere Mower	Fit battery and repairs to decks
116	1004 hr	John Deere Grader	1000 hr service and check air compressor fault
113		John Deere Grader	Replace EGR valve and recalibrate
193	994 hr	Massey Tractor	Remove/replace start relay, Remove broken bolt
193	1010 hr	Massey Tractor	Check out why engine losing power
171		930H Loader	Remove/replace hydraulic valve, Repairs to Navman system

202		AP240 Roller	Check why steering box getting hot
36		Hino 700 Truck	Check noise under truck and repair air leak
33	306 245 km	Mack Granite Tipper	Repairs to (torsion bar – front diff) , Front rear wheel seal
34	319 198 km	Mack Granite Tipper	Replaced drivers side seat, steering strut, UHF radio
574		Trailer	Replaced wheel bearings, Replaced wiring to tail lights
191	3987 hr	Roller	250 hr service, 2 new batteries (Western Rural), Air con repaired and wipers, 2 x rear tyres, 2 x steering, Repairs to Navman system
110	19 413 hr	Caterpillar Grader	Replaced transmission filter Top up oil (2 litres)
56	9422 km	Fuso Truck	Broken bolt in fuel pod
206		Trailer	Broken bolts in wheel carrier
578	211 hr	Mower	Service and replaced deck cables
41	195 728 km	Hino Job Truck	Repairs to Navman, make up back bar pin
617	16 654 km	Ford Ranger	15 000 km service
612	50 031 km	Ford Ranger	45 000 km service, Engine oil, engine filter and air filter
155	4427 hr	Backhoe	Repair cracks in quick hutch assembly, Replace brake piston seals (left hand side rear)
49	90 064 km	Hino 700 2844	Replace torque rod bushers on rear diff's
172		Kubota 1860 Mower	Repairs to starting electrical system
Warrego Walkway			Make up hand rails
Town Bridge			Cut and weld up post for town bridge
Store			Put awning up outside store

### **Electrical Report**

<b>Activity</b>	<b>Charleville</b>	<b>Augathella</b>	<b>Morven</b>
ROD testing of all Council owned switchboards in relevant buildings <ul style="list-style-type: none"> <li>- Racecourse Complex</li> <li>- Charleville Workshop Buildings</li> <li>- Library</li> <li>- Charleville Camp</li> <li>- King Edward Park</li> <li>- Swimming Pool</li> <li>- Showgrounds</li> <li>- Cosmos Centre</li> </ul>	✓		
Install UPS circuit for Charleville store	✓		
Replace faulty RCD'S identified while			



testing			
Fault find 'zip' boil at Racecourse Complex and replace broken light switch and power point.	✓		
Bore #2 Augathella blow out		✓	
Morven Town Hall, lighting circuit 'outdoor'			✓

### **Building Report**

<b>Activity</b>	<b>Charleville</b>	<b>Augathella</b>	<b>Morven</b>
Town Hall Park toilets	✓		
Town Hall Park gazebos	✓		
Cavanagh Street disabled bathroom		✓	
Royal Flying Doctor	✓		
Concrete slab for bins in Charleville area	✓		
Store awning	✓		

### **Assets Department**

- Flood Damage project management works:
  - Monthly report for February
- Augathella River clearing project Management:
  - Site visits as required
  - Scope changes to accommodate requirements
  - Verification of timesheets and invoices
- Morven Rail Hub
  - Survey of the road and road access
- Morven Visitor Information Centre
  - Swept path analysis for planning approvals
  - Drawings and liaison with Brandon Associates
- Augathella Smiley Museum
  - Prepared the contract documents for meeting the requirements
  - Regular meetings with principal contractor – Design requirements, contract inclusions and exclusions
- Caravan parking
  - Survey drawings and liaison with Brandon Associates.

MURWEH SHIRE COUNCIL ENGINEERING SERVICES COSTING SUMMARY

ROAD MAINTENANCE AND FLOOD DAMAGE		April Council Meeting	
Road No	Road Name	Routine Maintenance Expenditure	Flood Damage Expenditure
4001	Adavale Road	\$ 259,641.54	
4002	Alice Downs Road	\$ 1,135.64	
4003	Allambee Road		
4004	Alindira - Warrnah Road	\$ 28,078.23	
4005	Armadilla Road	\$ 2,922.19	
4006	Bakers Bend Road	\$ 1,540.59	
4007	Balmacara Road	\$ 134.41	
4008	Balmorana Road	\$ 1,086.82	
4009	Barrago Road	\$ 14,022.39	
4010	Biddenham Road	\$ 24,767.44	\$ 26,907.85
4011	Bibbe Park Road	\$ 2,991.90	
4012	Bilbois Road	\$ 3,665.71	
4013	Blackburn Road	\$ 397.58	
4014	Lodson Road Black Tank	\$ 4,935.03	
4015	Black Ward Road	\$ 3,153.30	
4016	Boggarella Road		
4017	Belfosse Road	\$ 4,152.72	\$ 2,673.43
4018	Burrandula Road	\$ 8,205.87	
4019	Albury Road	\$ 399.13	
4020	Caldervale - Khyber Road		
4021	Auburnvale Road	\$ 1,705.99	
4022	Calowie Road	\$ 1,965.23	
4023	Carinya Road	\$ 3,730.71	
4024	Caroline King Road	\$ 6,521.86	
4025	Clara Creek Road	\$ 14,018.55	
4026	Costardi Access Road	\$ 1,471.01	
4027	Costardi-Lenglo Crossing	\$ 8,017.96	\$ 45,618.95
4028	Costardi-Varronvale Road	\$ 19,229.80	\$ 71,620.94
4029	Cooldrom Road	\$ 191.84	
4030	Crowdale Road		
4031	Culloon Road	\$ 4,283.39	
4032	Derbyshire Road		
4033	De Werra Road		
4034	Diallah Bridge Road	\$ 1,445.56	
4035	Dooblah Road	\$ 6,787.13	\$ 37,610.31
4036	Dundee Road	\$ 3,750.00	
4037	Durella Road	\$ 2,564.89	
4038	Fortland Road	\$ 3,515.43	
4039	Glenallen Road		
4040	Glenbrook Road	\$ 403.13	
4041	Greenstead Road	\$ 3,827.57	
4042	Guestling Road	\$ 10,518.88	
4043	Gundana Road	\$ 14,895.96	
4044	Gunsawara Road	\$ 2,520.00	
4045	Hillgrove Road	\$ 262.50	
4046	Hoganbulla Road	\$ 688.05	
4047	Hythe Road	\$ 5,023.53	
4048	Kylands Road		
4049	Kyber Road	\$ 15,065.76	
4050	Killarney Road	\$ 17,722.85	
4051	Laguna Road	\$ 13,846.86	
4052	Lenglo River Road	\$ 3,152.85	
4053	Manya Road		
4054	Maryvale Road	\$ 1,634.83	
4055	Merriqang Road	\$ 1,011.73	
4056	Mernopi Road	\$ 1,405.75	
4057	Meddie Creek Road	\$ 1,414.27	\$ 396.84
4058	Mora Road		
4059	Mt Maria Road	\$ 11,769.99	
4060	Meunyan Access road	\$ 205.82	
4061	Mt Tabor Road	\$ 46,876.27	
4062	Mulwah Road	\$ 5,353.59	
4063	Nangsa (Raincourt) Road		
4064	Nebine Road	\$ 42,749.27	\$ 35,427.68
4065	Nebine Bottom Shortcut		
4066	Nebine Comm. Ctr Road		
4067	New Farm Road		
4068	Newholme Road	\$ 6,520.27	\$ 20,833.12
4069	Newstead Road	\$ 4,500.00	
4070	Nimboi Road	\$ 2,891.45	\$ 26,216.50
4071	Noonabo Road	\$ 43,807.52	
4072	Norah Park Road	\$ 3,178.05	
4073	No 7 Block Road		
4074	Old Charleville Road	\$ 8,679.19	
4075	Old Quilpie Road	\$ 20,410.17	\$ 20,548.52
4076	Old Tambo Road	\$ 29,427.65	
4077	Orange Tree Xing Road		
4078	Ouida Road		
4079	Ouida Downs Road	\$ 2,448.39	
4080	Oxford Downs Road	\$ 8,999.62	
4081	Perota Park Road		
4082	Pinnacle Road		\$ 4,122.73
4083	Red Ward Road	\$ 2,385.41	
4084	Rhystone Road		
4085	Rocky Road	\$ 908.46	
4086	Roelbank Road	\$ 1,273.50	
4087	Roslin Road	\$ 19,833.93	
4088	Rose Park Road	\$ 843.26	
4089	Rosewood Road		
4090	Shelburne Road	\$ 4,782.93	
4091	Sherwood Road	\$ 85.90	
4093	Tantelon road		
4094	Treggie Road		
4095	Uambo Road		
4096	Urana Road		
4097	Valerivale Road	\$ 3,388.11	
4098	Wells - Riversleigh Road	\$ 14,813.19	
4099	Warddale Road	\$ 6,844.07	
4100	Waterford Road		
4101	Wellvale Road	\$ 60,244.04	\$ 53,133.40
4102	Wheatleigh Road	\$ 9,649.39	
4103	Winnaba Road	\$ 9,454.68	
4104	Winnaga Road	\$ 1,811.37	
4106	Winnatles North Rd		
4107	Wongamere Road		
4108	Woolabra	\$ 2,489.39	
4109	Woolyongong Road		
4110	Woolman Wyandra Road	\$ 10,540.40	
4111	Red Lane Road	\$ 87.03	
4112	Bones Access Road	\$ 2,314.45	
4113	Clara Access Road		
4114	Caledonia Road	\$ 595.25	
4115	Wintara Road	\$ 590.36	
4117	Roccartoon Road	\$ 754.07	
4118	Yanna Bridge Road	\$ 2,400.55	
4119	27 Mile Gardens Road		
4120	Bollon Road	\$ 11,592.31	
4122	Olden Park Road		
4123	Columbo Road	\$ 454.23	
4124	Costardi Pump Road		
4129	Lasso Gowrie Road		
4130	Rosemont Road	\$ 58.00	
4131	Aronfield Road	\$ 1,914.84	
4132	Monamby Park Road		
4133	Northview Road	\$ 909.00	
4134	Palmyra Road		
4136	Percival Road	\$ 1,042.49	
4137	Rainmore Road		
4138	Westlyn Road		
	Total	\$ 930,493.64	\$ 343,558.27
	Budget	\$ 1,100,000.00	
	Percentage Expended	85%	
	Percentage through Year	76%	

PLANT MAINTENANCE

Item	2017-2018 Expenditure	2018-2019 Expenditure
Wages	\$ 229,184.44	\$ 151,017.73
Parts	\$ 500,694.79	\$ 359,480.65
Tyres & Tubes	\$ 120,878.35	\$ 115,096.92
Fuels & Oils	\$ 627,605.24	\$ 509,049.80
Registration	\$ 88,646.28	\$ 93,352.34
Consumables	\$ 234,773.86	\$ 112,423.37
Insurance	\$ 42,800.61	\$ 45,904.13
Total Expenditure	\$ 1,914,783	\$ 1,383,334.74
Budget Expenditure	\$ 1,700,000.00	
Percentage Expenditure	\$ 1,393,334.74	
Revenue to Date	\$ 12,281,074.34	
Budget Revenue	\$ 3,300,000.00	
Percentage Revenue	89%	
Percentage through Year	76%	

URBAN STREET MAINTENANCE

Item	2017-2018 Expenditure	2018-2019 Expenditure
Augathella Street Lighting	\$ 17,644.34	\$ 11,491.29
Morven Street Lighting		\$ 432.89
Charleville Street Lighting	\$ 77,491.18	\$ 44,028.74
Augathella Street Maintenance	\$ 214,480.74	\$ 111,301.34
Morven Street Maintenance	\$ 116,371.65	\$ 72,929.72
Charleville Street Maintenance	\$ 430,156.01	\$ 344,063.71
Augathella Street Cleanini	\$ 14,897.05	\$ 12,618.10
Morven Street Cleaning	\$ 41,331.89	\$ 27,150.18
Charleville Street Cleaning	\$ 235,369.97	\$ 193,563.78
Charleville Mowing/Slashing/Weeds	\$ 29,315.25	\$ 7,059.89
Morven Mowing/Slashing/Weeds	\$ 8,533.29	\$ 1,810.13
Augathella Mowing/Slashing/Weeds	\$ 102,003.66	\$ 28,779.02
Total Expenditure		\$ 855,248.48
Budget	\$ 1,200,000.00	
Percentage Spent	71%	
Percentage through Year	76%	

PUBLIC FACILITIES MAINTENANCE

Item	2017-2018 Expenditure	2018-2019 Expenditure
Augathella Public Facilities Maintenance	\$ 23,233.09	\$ 13,047.89
Morven Public Facilities Maintenance	\$ 34,838.30	\$ 23,036.75
Charleville Public Facilities Maintenance	\$ 71,967.88	\$ 53,768.18
Charleville Public Facilities Vandalism	\$ 180.45	
Augathella Vandalism Expenses		
Charleville Vandalism Expenses		\$ 65.04
Morven Vandalism Expenses		
Total Expenditure	\$ 130,309.70	\$ 95,908.38
Budget	\$ 100,000.00	
Percentage Spent	96%	
Percentage through Year	76%	

PARKS AND GARDENS MAINTENANCE

Item	2017-2018 Expenditure	2018-2019 Expenditure
Augathella Parks & Garden	\$ 89,360.12	\$ 75,566.24
Morven Parks & Garden	\$ 49,697.80	\$ 41,964.06
Charleville Parks & Garden	\$ 505,597.78	\$ 371,275.64
Total Expenditure	\$ 644,755.78	\$ 488,786.14
Budget	\$ 600,000.00	
Percentage Spent	81%	
Percentage through Year	76%	



# Recommendation / Report

From: Ken Timms – Director of Corporate Services  
Ordinary Meeting – 11<sup>th</sup> April 2019

## UBJECT

**Application for conversion to freehold.**

## PROPOSED RESOLUTION:

*“That Council advise the Department of Natural Resources and Mines that it has no objections to the conversion of PPH 10/3114 over Lot 10 on PO65 to freehold.”*

## BACKGROUND:

### **Purpose**

Attached is an application for conversion of PPH 10/3114 over Lot 10 on PO65 to freehold.

### **Discussion**

Lease 10/3114 over Lot 10 on PO65 is part of Monamby on the Diamantina Development Road, Cooladdi.

There are no outstanding rates.

Parcel is zoned Rural and is 40400 ha.

The intended use of the lot is for grazing.

The property divided by the Diamantina Development Road and several shire roads.

**Financial Risks:** Nil

**Environment Risks:** Nil

**Social Risks** Nil

**Recommendation** *‘That Council advises the Department that it has no objections, however state Council will have a disclaimer for any risks associated with the possibility of the adjoining road/s being off alignment.’*

**Subject:** Request for Council's Views - Conversion of Lease - PPH 10/3114

Dear The Chief Executive

**Conversion of Lease**

The department is considering an application for conversion to freehold of the following lease:

Case Id	Lease Reference	Lessee	Descriptic
2018/004371	PPH 10/3114	William Walter Kevin Prow, Toni-Ann Maree Prow, Charles William Prow and Gail Margaret Prow	Lot 10 on PO65

The attached Smartmap shows the subject land and the surrounding locality.

Please advise the department of your views or requirements including any local non-indigenous cultural heritage values that the department should consider when assessing this application.

Objections to the application, and any views or requirements that may affect the future use of the land should be received by close of business on **26 April 2019**. If you offer an objection to the application, a full explanation stating the reason for the objection should be forwarded to this Office.

If you wish to provide a response but are unable to do so before the due date, please contact the author before the due date to arrange a more suitable timeframe. An extension to this due date will only be granted in exceptional circumstances.

If a response is not received by the due date and no alternative arrangements have been made, it will be assumed you have no objections or requirements in relation to this matter.

This information has been provided to you in confidence for the purpose of seeking your views on this matter. It is not to be used for any other purpose, or distributed further to any person, company, or organisation, without the express written permission of the department unless required.

If you wish to discuss this matter please contact Yvonne Edwards on (07) 4624 1500.

Please quote reference **2018/004371** in any future correspondence.

All future correspondence relative to this matter is to be referred to the contact Officer at the address below or by email to [slam-roma@dnrme.qld.gov.au](mailto:slam-roma@dnrme.qld.gov.au). Any hard copy correspondence received will be electronically scanned and filed. For this reason, it is recommended that any attached plans, sketches or maps be no larger than A3-sized.

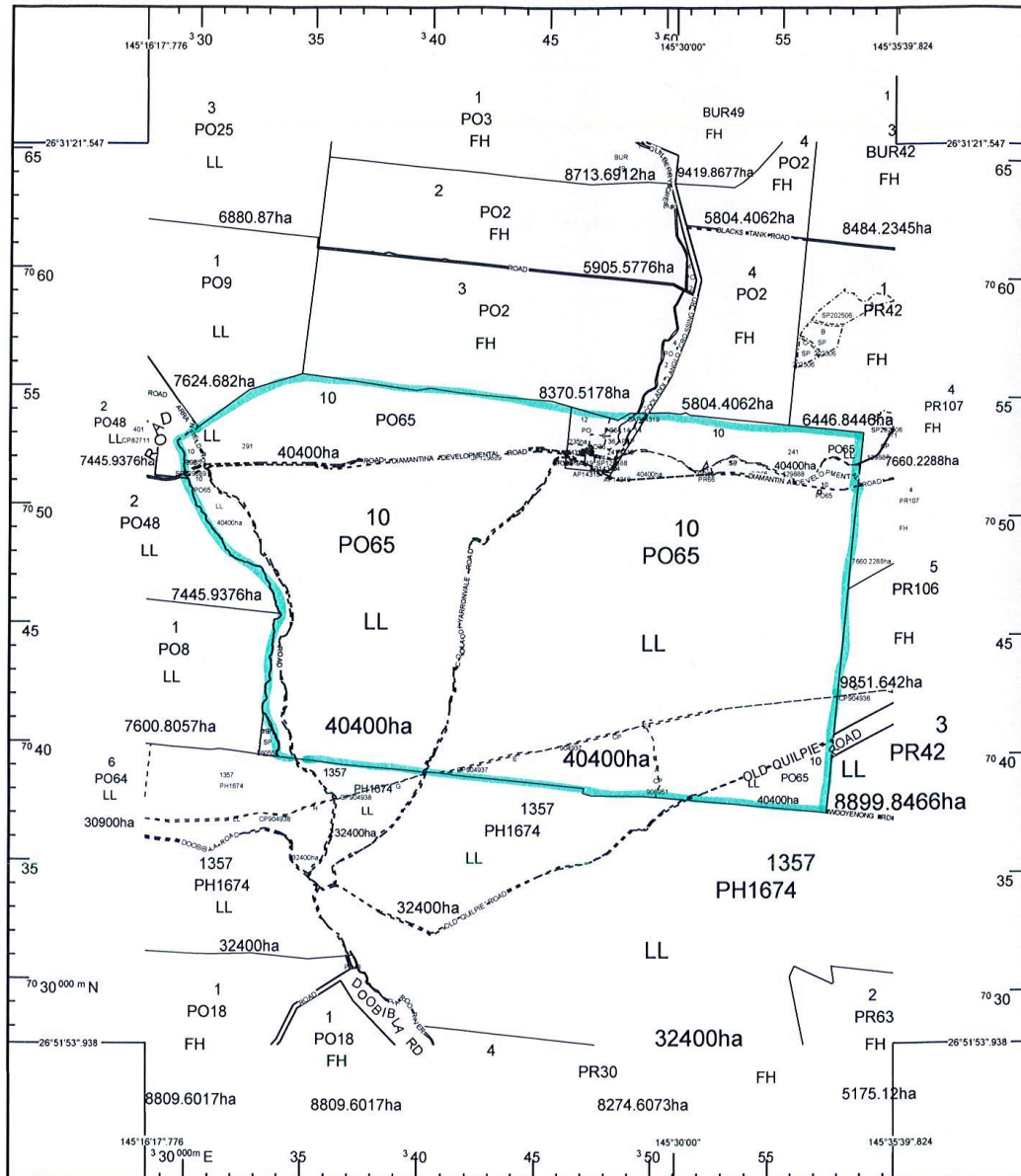
Regards



**Yvonne Edwards**  
Land Administration Officer  
SLAM | Roma  
Department of Natural Resources, Mines and Energy

P: (07) 4624 1500  
E: [yvonne.edwards@dnrme.qld.gov.au](mailto:yvonne.edwards@dnrme.qld.gov.au)  
A: 1-3 Alfred Street, Roma Q 4455 | PO Box 350, Roma Q 4455  
W: [www.dnrme.qld.gov.au](http://www.dnrme.qld.gov.au)

*I acknowledge the First Australians - Aboriginal and Torres Strait Islander peoples as the Traditional custodians of the land on which we work, live and play. I recognise their connection to land and water. I pay my respect to them, their cultures and to Elders, past, present and emerging.*



STANDARD MAP NUMBER  
7944-12311



MAP WINDOW POSITION & NEAREST LOCATION  
145° 25' 56" 800  
26° 41' 37" 742  
COOLADOO  
5.59 KM

SUBJECT PARCEL DESCRIPTION

DCDB	
Lot/Plan	10/PO65
Area/Volume	40400ha
Tenure	LANDS LEASE
Local Government	MURWEH SHIRE
Locality	COOLADOO
Segment/Parcel	42858/15

CLIENT SERVICE STANDARDS

PRINTED (dd/mm/yyyy) 29/06/2018

DCDB 28/06/2018 (Lots with an area less than 5,000ha are not shown)

Users of the information recorded in this document (the Information) accept all responsibility and risk associated with the use of the Information and should seek independent professional advice in relation to dealings with property.

Despite Department of Natural Resources and Mines(DNRM)'s best efforts, DNRM makes no representations or warranties in relation to the Information, and, to the extent permitted by law, exclude or limit all warranties relating to correctness, accuracy, reliability, completeness or currency and all liability for any direct, indirect and consequential costs, losses, damages and expenses incurred in any way (including but not limited to that arising from negligence) in connection with any use of or reliance on the Information

For further information on SmartMap products visit <http://lnw.qld.gov.au/property/mapping/blnmap>

**SmartMap**

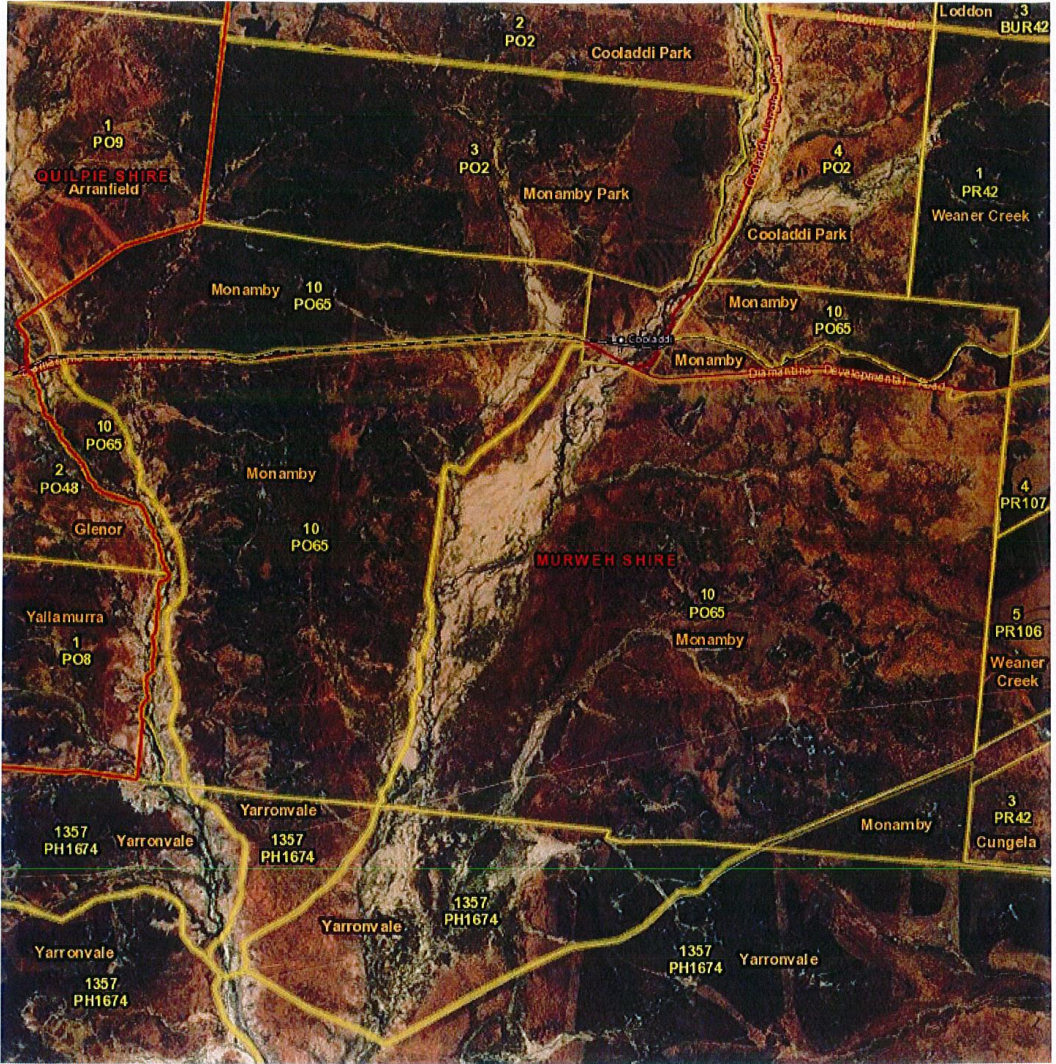
An External Product of  
SmartMap Information Services  
Based upon an extraction from the  
Digital Cadastral Data Base



(c) The State of Queensland,  
(Department of Natural Resources and Mines) 2018.

26°33'9"S 145°16'52"E

26°33'9"S 145°35'25"E



26°49'43"S 145°16'52"E

26°49'43"S 145°35'25"E

A product of  
 Queensland Globe



5 km

Print Date: 27/3/2019  
 Paper Size: A4

Imagery

includes material © CNES  
 reproduced under licence  
 from Airbus DS, all rights  
 reserved, © 21AT © Earth-1,  
 all rights reserved, 2019



Queensland  
Government

© State of Queensland 2019  
 You are responsible for ensuring  
 that the map is suitable for your  
 purposes.

The State of Queensland makes  
 no representation or warranties in  
 relation to the map contents and  
 disclaims all liability.